
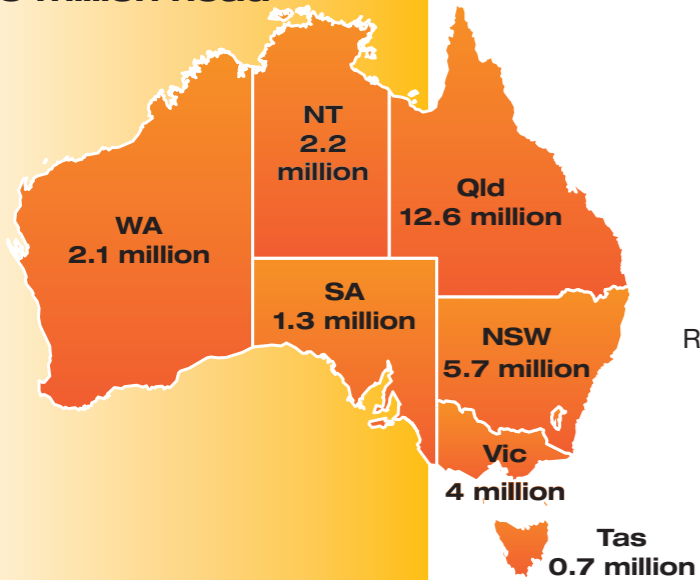


Cattle numbers - as at June 2011

Natural Resource Management Region

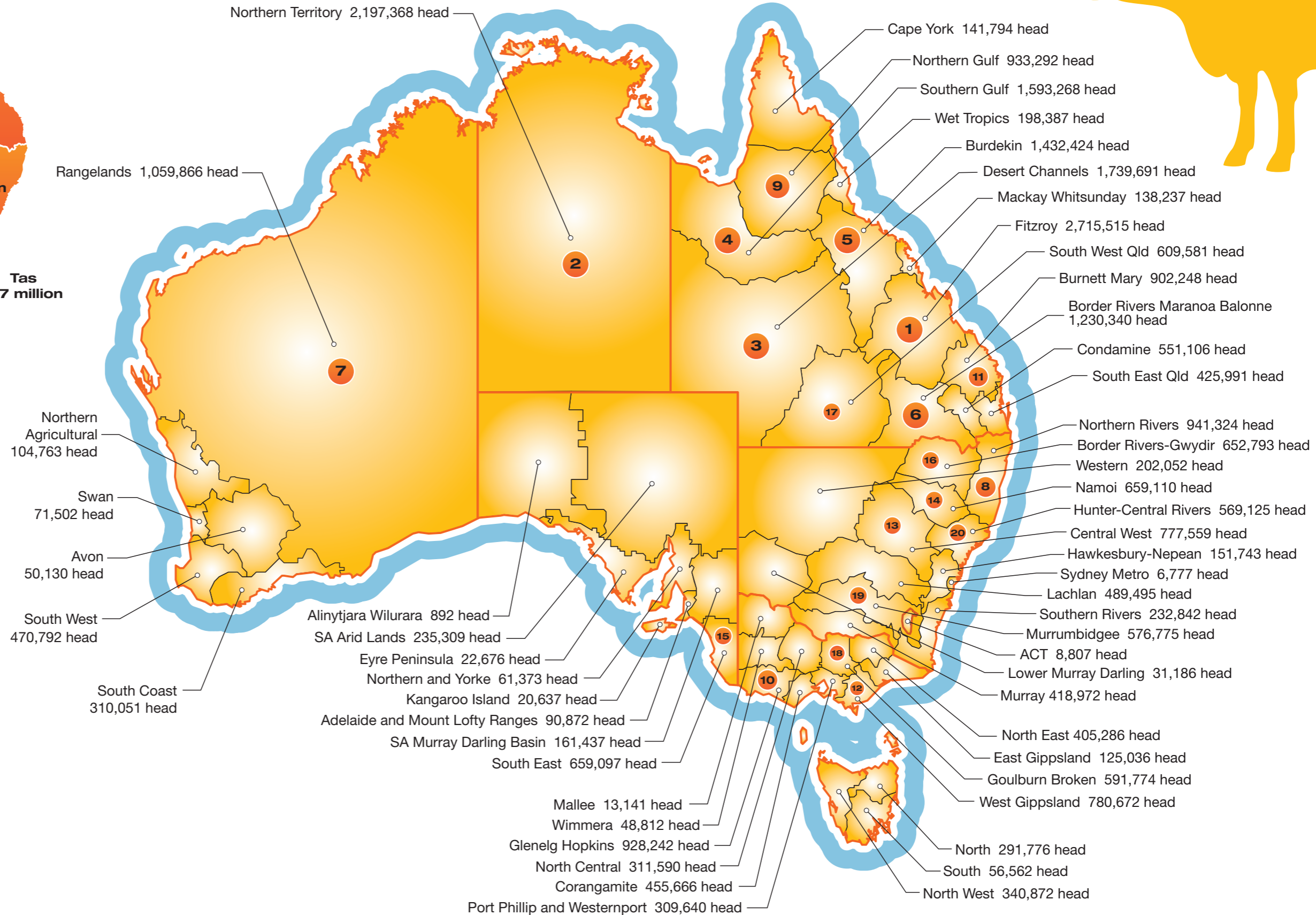


National cattle numbers
28.5 million head



Top 20 cattle regions

NRM region	State	Total head
1 Fitzroy	Qld	2,715,515
2 Northern Territory	NT	2,197,368
3 Desert Channels	Qld	1,739,691
4 Southern Gulf	Qld	1,593,268
5 Burdekin	Qld	1,432,424
6 Border Rivers and Maranoa Balonne	Qld	1,230,340
7 Rangelands	WA	1,059,866
8 Northern Rivers	NSW	941,324
9 Northern Gulf	Qld	933,292
10 Glenelg Hopkins	Vic	928,242
11 Burnett Mary	Qld	902,248
12 West Gippsland	Vic	780,672
13 Central West	NSW	777,559
14 Namoi	NSW	659,110
15 South East	SA	659,097
16 Border Rivers-Gwydir	NSW	652,793
17 South West	Qld	609,581
18 Goulburn Broken	Vic	591,774
19 Murrumbidgee	NSW	576,775
20 Hunter-Central Rivers	NSW	569,125



Level 1, 165 Walker Street,
North Sydney NSW 2060
Ph: 02 9463 9333
Fax: 02 9463 9393
www.mla.com.au

Published by Meat & Livestock Australia Limited
ABN 39 081 678 364
© Meat & Livestock Australia Limited 2012

MLA makes no representation as to the accuracy of any information or advice contained in this document and excludes all liability, whether in contract, tort (including negligence or breach of statutory duty) or otherwise as a result of reliance by any person on such information or advice. Reproduction in whole or part of this publication is prohibited without prior consent and acknowledgement of Meat & Livestock Australia.

Source: Australian Bureau of Statistics and Australian Government Land and Coasts