

# Over the hooks indicator - cattle

Market information provided by MLA's National Livestock Reporting Service

## New South Wales

report generated on Monday for the week ending 3 Feb 2017

MLA's NSW over-the-hook (OTH) indicators are weighted averages, derived from grids supplied by approximately 70% of the processing capacity in NSW on a weekly basis.

### What is an indicator?

An indicator is used to assess market trends. Consistent contributors and methodology mean they can accurately be used for this purpose. For cattle, given there is variation across regions and classes, MLA has a range of indicators to best match individual needs. Other non-agricultural examples of indicators include the All Ords or the Brent Crude Oil Index.

### How are they calculated?

MLA's NSW OTH indicators are weighted averages, based on each contributing processing plants annual cattle slaughter. The greater the plant's slaughter, the greater the weighting that plant's prices have upon the indicator - e.g. the prices offered from a plant processing 1,000 head/week will be twice that of a plant processing 500 head/week.

### How to apply it?

The indicators should be used as a means of following rises and falls in the market and should not be assumed as the actual price received.

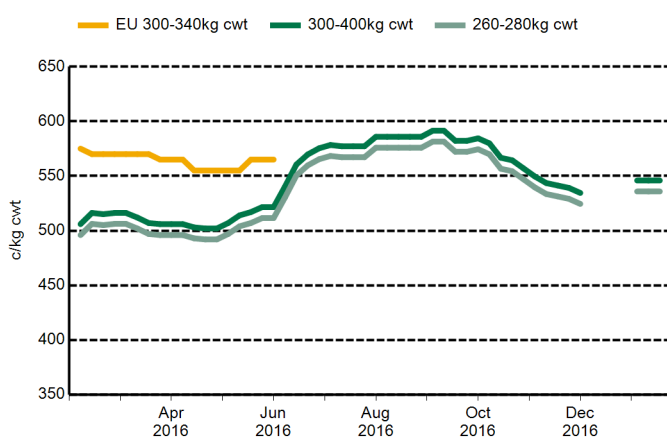
In addition, premiums and discounts to the OTH indicators may include, but are not limited to:

- HGP status
- Breed
- Certified programs (e.g. MSA, PCAS or EU)
- Bruises
- Dentition
- Fat and meat colour
- Weight
- Fat depth
- Butt shape

Some of these discounts and premiums are reflected in the MLA OTH indicators, but many are excluded. Further penalties can apply for incorrect or incomplete documentation, no NLIS tag, and any residue found in the meat deeming the carcass unfit for human consumption. Please consult your local processor for specific grids.

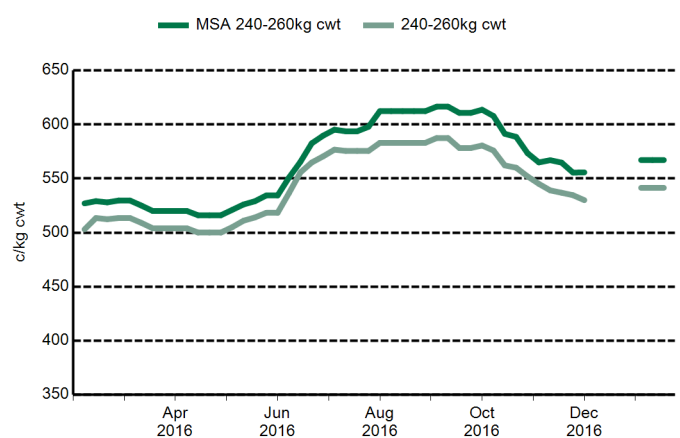
For the full indicator report, please refer to the following pages. To subscribe to the email report, please send a request to [marketinfo@mla.com.au](mailto:marketinfo@mla.com.au).

### Grown steers\*



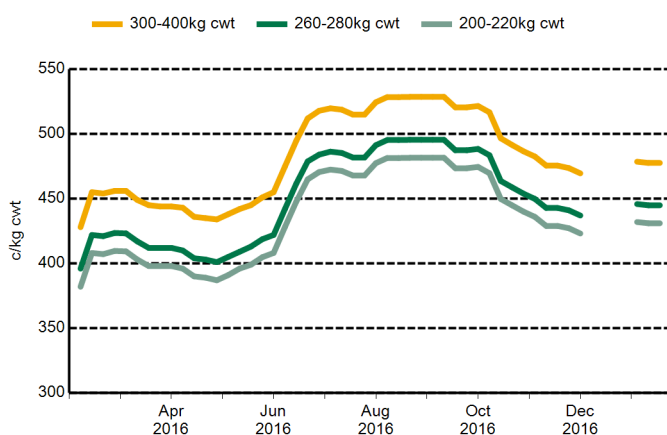
\* all quoted indicators have 5-22mm fat, A-C butt shape and 0-4 tooth (YP)

### Yearling steers\*\*



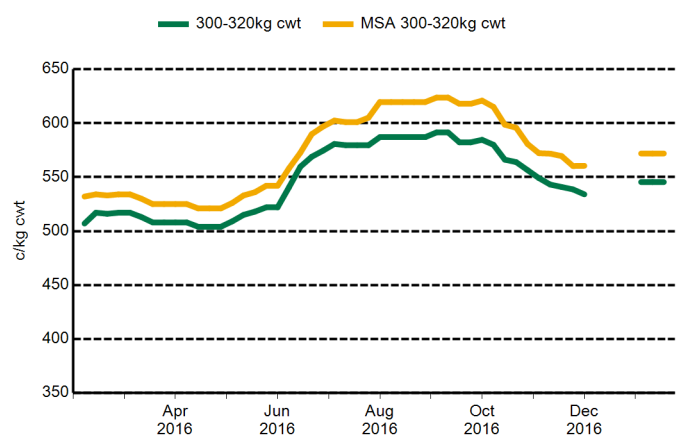
\*\* all quoted indicators have 5-22mm fat, A-C butt shape and 0-2 tooth (YG)

### Cows\*\*\*



\*\*\* all quoted indicators have 3-12mm fat, A-D butt shape and 0-8 tooth (C)

### Yearling heifers\*\*\*\*



\*\*\*\* all quoted indicators have 5-22mm fat, A-C butt shape and 0-2 tooth (YG)

## Over the hooks indicator - cattle

Market information provided by MLA's National Livestock Reporting Service

### New South Wales

report date

03 Feb 2017

Continuing a trend recorded across major producing regions, the New South Wales over-the-hook indicators held firm this week - with all contributors leaving quotes unchanged. Despite holding firm, buyers continue to operate keenly in the physical market this week - with demand for well finished grown and cow categories remaining particularly strong.

Grade	Weight Range (cwt kg)	Dentition	Muscle Score	Fat (mm)	Average (c/kg cwt)	Trend
-------	-----------------------	-----------	--------------	----------	--------------------	-------

#### Yearlings

Steers	220-240	0-2 (YG)	A-C	5-22	536	NC
	240-260	0-2 (YG)	A-C	5-22	541	NC
	260-280	0-2 (YG)	A-C	5-22	545	NC
	280-300	0-2 (YG)	A-C	5-22	550	NC
	300-320	0-2 (YG)	A-C	5-22	552	NC
Heifers	220-240	0-2 (YG)	A-C	5-22	529	NC
	240-260	0-2 (YG)	A-C	5-22	534	NC
	260-280	0-2 (YG)	A-C	5-22	538	NC
	280-300	0-2 (YG)	A-C	5-22	543	NC
	300-320	0-2 (YG)	A-C	5-22	545	NC

#### MSA Yearlings

Steers	220-240	0-2 (YG)	A-C	5-22	562	NC
	240-260	0-2 (YG)	A-C	5-22	567	NC
	260-280	0-2 (YG)	A-C	5-22	571	NC
	280-300	0-2 (YG)	A-C	5-22	575	NC
	300-320	0-2 (YG)	A-C	5-22	578	NC
Heifers	220-240	0-2 (YG)	A-C	5-22	556	NC
	240-260	0-2 (YG)	A-C	5-22	561	NC
	260-280	0-2 (YG)	A-C	5-22	565	NC
	280-300	0-2 (YG)	A-C	5-22	569	NC
	300-320	0-2 (YG)	A-C	5-22	572	NC

#### Grown Steers

240-260	0-4 (YP)	A-C	5-22	530	NC
	0-6 (PR)	A-C	5-22	525	NC
	0-8 (S)	A-C	5-22	514	NC
260-280	0-4 (YP)	A-C	5-22	536	NC
	0-6 (PR)	A-C	5-22	530	NC
	0-8 (S)	A-C	5-22	519	NC
280-300	0-4 (YP)	A-C	5-22	540	NC
	0-6 (PR)	A-C	5-22	535	NC
	0-8 (S)	A-C	5-22	521	NC
300-400	0-4 (YP)	A-C	5-22	546	NC
	0-6 (PR)	A-C	5-22	541	NC
	0-8 (S)	A-C	5-22	530	NC

Grade	Weight Range (cwt kg)	Dentition	Muscle Score	Fat (mm)	Average (c/kg cwt)	Trend
<b>Cows</b>						
	180-200	0-8 (C)	A-D	13-22	424	NC
		0-8 (C)	A-D	3-12	430	NC
		0-8 (C)	A-E	0-32	408	NC
	200-220	0-8 (C)	A-D	13-22	440	NC
		0-8 (C)	A-D	3-12	446	NC
		0-8 (C)	A-E	0-32	424	NC
	220-240	0-8 (C)	A-D	13-22	446	NC
		0-8 (C)	A-D	3-12	452	NC
		0-8 (C)	A-E	0-32	431	NC
	240-260	0-8 (C)	A-D	13-22	456	NC
		0-8 (C)	A-D	3-12	462	NC
		0-8 (C)	A-E	0-32	441	NC
	260-280	0-8 (C)	A-D	13-22	460	NC
		0-8 (C)	A-D	3-12	466	NC
		0-8 (C)	A-E	0-32	445	NC
	280-300	0-8 (C)	A-D	13-22	466	NC
		0-8 (C)	A-D	3-12	472	NC
		0-8 (C)	A-E	0-32	451	NC
	300-400	0-8 (C)	A-D	13-22	474	NC
		0-8 (C)	A-D	3-12	478	NC
		0-8 (C)	A-E	0-32	458	NC
<b>Bulls</b>						
	260-280	0-8 (B)	A-E	0-32	399	2
	280-300	0-8 (B)	A-E	0-32	401	2
	300-320	0-8 (B)	A-E	0-32	412	2
	320-440	0-8 (B)	A-E	0-32	414	2

**Disclaimer:**

© MLA 2017. No part of this publication may be reproduced in any form or by any means without prior written permission of MLA. MLA makes no representations and to the extent permitted by law excludes all warranties in relation to the information contained in this publication. MLA is not liable to you or to any third party for any losses, costs or expenses, including any direct, indirect, incidental, consequential, special or exemplary damages or lost profit, resulting from any use or misuse of the information contained in this publication. Information contained in this publication has been obtained from a variety of third party sources which have not been verified by MLA.