

# Over the hooks indicator - cattle

Market information provided by MLA's National Livestock Reporting Service

## New South Wales

report generated on Monday for the week ending 2 Sep 2016

MLA's NSW over-the-hook (OTH) indicators are weighted averages, derived from grids supplied by approximately 70% of the processing capacity in NSW on a weekly basis.

### What is an indicator?

An indicator is used to assess market trends. Consistent contributors and methodology mean they can accurately be used for this purpose. For cattle, given there is variation across regions and classes, MLA has a range of indicators to best match individual needs. Other non-agricultural examples of indicators include the All Ords or the Brent Crude Oil Index.

### How are they calculated?

MLA's NSW OTH indicators are weighted averages, based on each contributing processing plants annual cattle slaughter. The greater the plant's slaughter, the greater the weighting that plant's prices have upon the indicator - e.g. the prices offered from a plant processing 1,000 head/week will be twice that of a plant processing 500 head/week.

### How to apply it?

The indicators should be used as a means of following rises and falls in the market and should not be assumed as the actual price received.

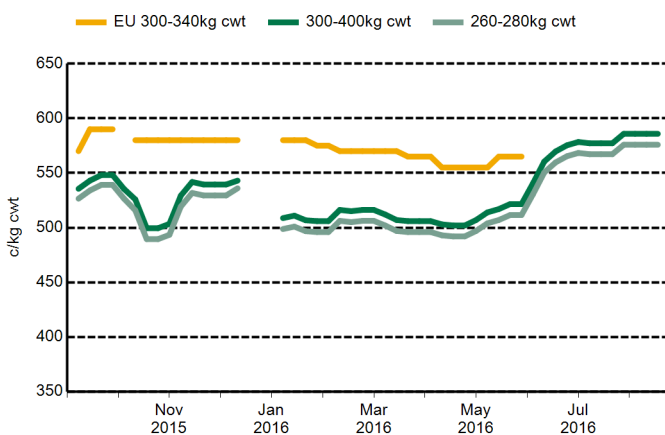
In addition, premiums and discounts to the OTH indicators may include, but are not limited to:

- HGP status
- Breed
- Certified programs (e.g. MSA, PCAS or EU)
- Bruises
- Dentition
- Fat and meat colour
- Weight
- Fat depth
- Butt shape

Some of these discounts and premiums are reflected in the MLA OTH indicators, but many are excluded. Further penalties can apply for incorrect or incomplete documentation, no NLIS tag, and any residue found in the meat deeming the carcass unfit for human consumption. Please consult your local processor for specific grids.

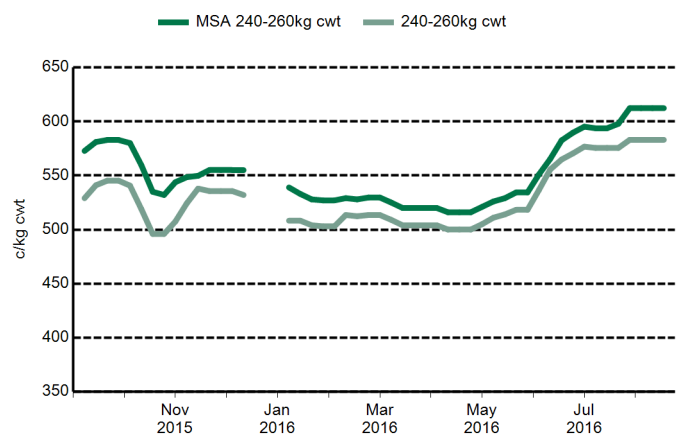
For the full indicator report, please refer to the following pages. To subscribe to the email report, please send a request to [marketinfo@mla.com.au](mailto:marketinfo@mla.com.au).

### Grown steers\*



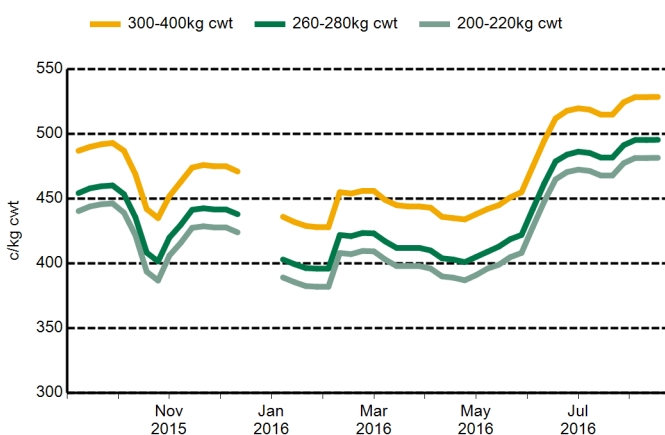
\* all quoted indicators have 5-22mm fat, A-C butt shape and 0-4 tooth (YP)

### Yearling steers\*\*



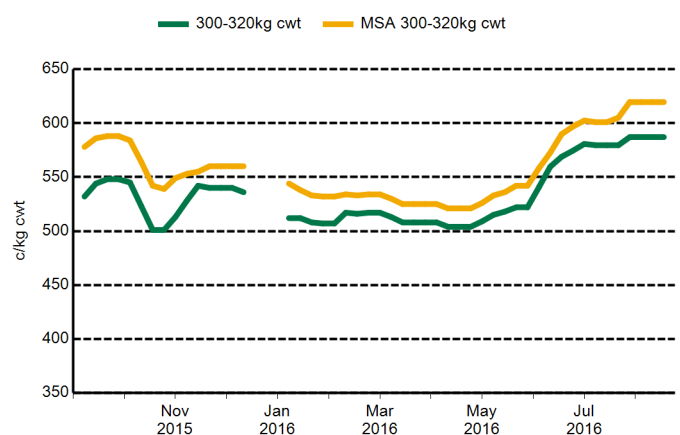
\*\* all quoted indicators have 5-22mm fat, A-C butt shape and 0-2 tooth (YG)

### Cows\*\*\*



\*\*\* all quoted indicators have 3-12mm fat, A-D butt shape and 0-8 tooth (C)

### Yearling heifers\*\*\*\*



\*\*\*\* all quoted indicators have 5-22mm fat, A-C butt shape and 0-2 tooth (YG)

## Over the hooks indicator - cattle

Market information provided by MLA's National Livestock Reporting Service

### New South Wales

report date

02 Sep 2016

The New South Wales over-the-hook indicators remained unchanged across most major categories once again this week - with cow sections the exception, improving marginally. Most contributors kept quotes steady, with tighter supplies in the physical market during the week resulting in a lift in demand for good conditioned female categories in some regions, reportedly.

Grade	Weight Range (cwt kg)	Dentition	Muscle Score	Fat (mm)	Average (c/kg cwt)	Trend
-------	-----------------------	-----------	--------------	----------	--------------------	-------

#### Yearlings

Steers	220-240	0-2 (YG)	A-C	5-22	578	NC
	240-260	0-2 (YG)	A-C	5-22	583	NC
	260-280	0-2 (YG)	A-C	5-22	587	NC
	280-300	0-2 (YG)	A-C	5-22	591	NC
	300-320	0-2 (YG)	A-C	5-22	594	NC
Heifers	220-240	0-2 (YG)	A-C	5-22	571	NC
	240-260	0-2 (YG)	A-C	5-22	576	NC
	260-280	0-2 (YG)	A-C	5-22	580	NC
	280-300	0-2 (YG)	A-C	5-22	584	NC
	300-320	0-2 (YG)	A-C	5-22	587	NC

#### MSA Yearlings

Steers	220-240	0-2 (YG)	A-C	5-22	607	NC
	240-260	0-2 (YG)	A-C	5-22	612	NC
	260-280	0-2 (YG)	A-C	5-22	616	NC
	280-300	0-2 (YG)	A-C	5-22	621	NC
	300-320	0-2 (YG)	A-C	5-22	625	NC
Heifers	220-240	0-2 (YG)	A-C	5-22	602	NC
	240-260	0-2 (YG)	A-C	5-22	607	NC
	260-280	0-2 (YG)	A-C	5-22	611	NC
	280-300	0-2 (YG)	A-C	5-22	616	NC
	300-320	0-2 (YG)	A-C	5-22	620	NC

#### Grown Steers

240-260	0-4 (YP)	A-C	5-22	570	NC
	0-6 (PR)	A-C	5-22	565	NC
	0-8 (S)	A-C	5-22	554	NC
260-280	0-4 (YP)	A-C	5-22	576	NC
	0-6 (PR)	A-C	5-22	570	NC
	0-8 (S)	A-C	5-22	559	NC
280-300	0-4 (YP)	A-C	5-22	580	NC
	0-6 (PR)	A-C	5-22	575	NC
	0-8 (S)	A-C	5-22	561	NC
300-400	0-4 (YP)	A-C	5-22	586	NC
	0-6 (PR)	A-C	5-22	581	NC
	0-8 (S)	A-C	5-22	570	NC

Grade	Weight Range (cwt kg)	Dentition	Muscle Score	Fat (mm)	Average (c/kg cwt)	Trend
<b>Cows</b>						
	180-200	0-8 (C)	A-D	13-22	475	0
		0-8 (C)	A-D	3-12	481	0
		0-8 (C)	A-E	0-32	458	0
	200-220	0-8 (C)	A-D	13-22	491	0
		0-8 (C)	A-D	3-12	497	0
		0-8 (C)	A-E	0-32	475	0
	220-240	0-8 (C)	A-D	13-22	497	0
		0-8 (C)	A-D	3-12	503	0
		0-8 (C)	A-E	0-32	482	0
	240-260	0-8 (C)	A-D	13-22	507	0
		0-8 (C)	A-D	3-12	513	0
		0-8 (C)	A-E	0-32	491	0
	260-280	0-8 (C)	A-D	13-22	511	0
		0-8 (C)	A-D	3-12	517	0
		0-8 (C)	A-E	0-32	495	0
	280-300	0-8 (C)	A-D	13-22	517	0
		0-8 (C)	A-D	3-12	523	0
		0-8 (C)	A-E	0-32	501	0
	300-400	0-8 (C)	A-D	13-22	525	0
		0-8 (C)	A-D	3-12	529	0
		0-8 (C)	A-E	0-32	508	0
<b>Bulls</b>						
	260-280	0-8 (B)	A-E	0-32	435	0
	280-300	0-8 (B)	A-E	0-32	438	0
	300-320	0-8 (B)	A-E	0-32	449	0
	320-440	0-8 (B)	A-E	0-32	451	0

**Disclaimer:**

© MLA 2016. No part of this publication may be reproduced in any form or by any means without prior written permission of MLA. MLA makes no representations and to the extent permitted by law excludes all warranties in relation to the information contained in this publication. MLA is not liable to you or to any third party for any losses, costs or expenses, including any direct, indirect, incidental, consequential, special or exemplary damages or lost profit, resulting from any use or misuse of the information contained in this publication. Information contained in this publication has been obtained from a variety of third party sources which have not been verified by MLA.