

# Over the hooks indicator - cattle

Market information provided by MLA's National Livestock Reporting Service

## New South Wales

report generated on Monday for the week ending 20 May 2016

MLA's NSW over-the-hook (OTH) indicators are weighted averages, derived from grids supplied by approximately 70% of the processing capacity in NSW on a weekly basis.

### What is an indicator?

An indicator is used to assess market trends. Consistent contributors and methodology mean they can accurately be used for this purpose. For cattle, given there is variation across regions and classes, MLA has a range of indicators to best match individual needs. Other non-agricultural examples of indicators include the All Ords or the Brent Crude Oil Index.

### How are they calculated?

MLA's NSW OTH indicators are weighted averages, based on each contributing processing plants annual cattle slaughter. The greater the plant's slaughter, the greater the weighting that plant's prices have upon the indicator - e.g. the prices offered from a plant processing 1,000 head/week will be twice that of a plant processing 500 head/week.

### How to apply it?

The indicators should be used as a means of following rises and falls in the market and should not be assumed as the actual price received.

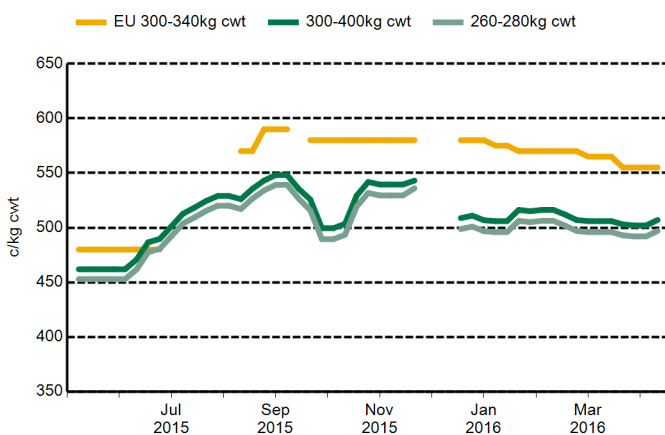
In addition, premiums and discounts to the OTH indicators may include, but are not limited to:

- HGP status
- Breed
- Certified programs (e.g. MSA, PCAS or EU)
- Bruises
- Dentition
- Fat and meat colour
- Weight
- Fat depth
- Butt shape

Some of these discounts and premiums are reflected in the MLA OTH indicators, but many are excluded. Further penalties can apply for incorrect or incomplete documentation, no NLIS tag, and any residue found in the meat deeming the carcass unfit for human consumption. Please consult your local processor for specific grids.

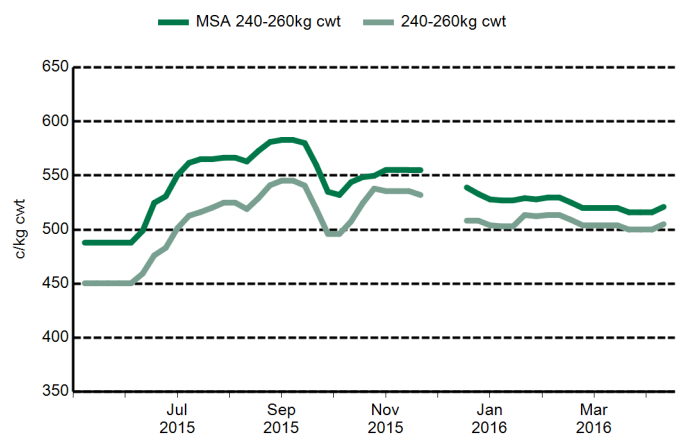
For the full indicator report, please refer to the following pages. To subscribe to the email report, please send a request to [marketinfo@mla.com.au](mailto:marketinfo@mla.com.au).

### Grown steers\*



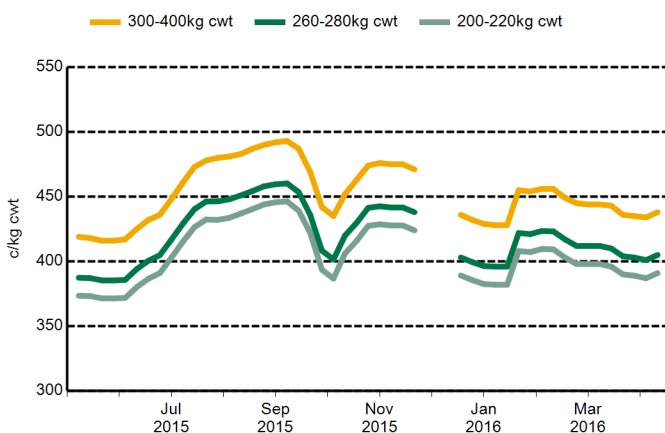
\* all quoted indicators have 5-22mm fat, A-C butt shape and 0-4 tooth (YP)

### Yearling steers\*\*



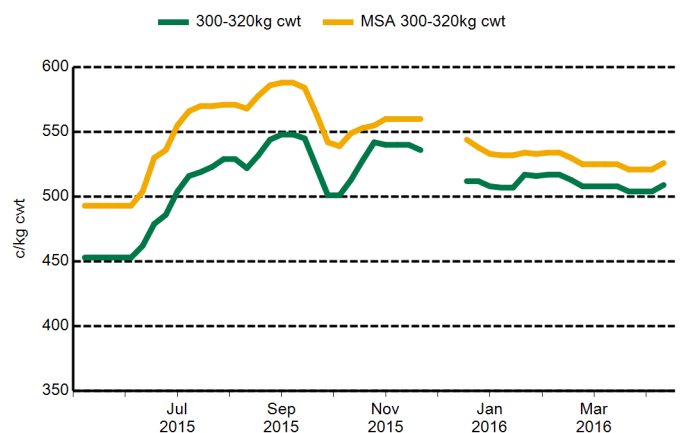
\*\* all quoted indicators have 5-22mm fat, A-C butt shape and 0-2 tooth (YG)

### Cows\*\*\*



\*\*\* all quoted indicators have 3-12mm fat, A-D butt shape and 0-8 tooth (C)

### Yearling heifers\*\*\*\*



\*\*\*\* all quoted indicators have 5-22mm fat, A-C butt shape and 0-2 tooth (YG)

## Over the hooks indicator - cattle

Market information provided by MLA's National Livestock Reporting Service

### New South Wales

report date

20 May 2016

The New South Wales over-the-hook indicators trended similarly week-on-week, with quotes lowering as much as 7c/kg cwt. Non-MSA yearling and grown steer categories recorded the most significant improvement, with MSA graded and cow lines following a similar trend. Please note, the trend has not been included in bull categories, with one contributor returning to quote.

Grade	Weight Range (cwt kg)	Dentition	Muscle Score	Fat (mm)	Average (c/kg cwt)	Trend	
<b>Yearlings</b>							
Steers	220-240	0-2 (YG)	A-C	5-22	506	7	
	240-260	0-2 (YG)	A-C	5-22	511	7	
	260-280	0-2 (YG)	A-C	5-22	515	7	
	280-300	0-2 (YG)	A-C	5-22	520	7	
	300-320	0-2 (YG)	A-C	5-22	522	7	
Heifers	220-240	0-2 (YG)	A-C	5-22	499	7	
	240-260	0-2 (YG)	A-C	5-22	504	7	
	260-280	0-2 (YG)	A-C	5-22	508	7	
	280-300	0-2 (YG)	A-C	5-22	513	7	
	300-320	0-2 (YG)	A-C	5-22	515	7	
<b>MSA Yearlings</b>							
Steers	220-240	0-2 (YG)	A-C	5-22	521	5	
	240-260	0-2 (YG)	A-C	5-22	526	5	
	260-280	0-2 (YG)	A-C	5-22	529	5	
	280-300	0-2 (YG)	A-C	5-22	533	5	
	300-320	0-2 (YG)	A-C	5-22	536	5	
Heifers	220-240	0-2 (YG)	A-C	5-22	515	5	
	240-260	0-2 (YG)	A-C	5-22	520	5	
	260-280	0-2 (YG)	A-C	5-22	523	5	
	280-300	0-2 (YG)	A-C	5-22	527	5	
	300-320	0-2 (YG)	A-C	5-22	530	5	
<b>Grown Steers</b>							
EU Steer	300 - 340	0 - 4	A-C	5-22	555	NC	
		240-260	0-4 (YP)	A-C	5-22	497	7
			0-6 (PR)	A-C	5-22	492	7
	260-280	0-8 (S)	A-C	5-22	482	7	
		0-4 (YP)	A-C	5-22	504	7	
		0-6 (PR)	A-C	5-22	497	7	
	280-300	0-8 (S)	A-C	5-22	487	7	
		0-4 (YP)	A-C	5-22	508	7	
		0-6 (PR)	A-C	5-22	503	7	
	300-400	0-8 (S)	A-C	5-22	489	7	
		0-4 (YP)	A-C	5-22	514	7	
		0-6 (PR)	A-C	5-22	509	7	
			0-8 (S)	A-C	5-22	498	7

Grade	Weight Range (cwt kg)	Dentition	Muscle Score	Fat (mm)	Average (c/kg cwt)	Trend
<b>Cows</b>						
	180-200	0-8 (C)	A-D	13-22	389	4
		0-8 (C)	A-D	3-12	394	4
		0-8 (C)	A-E	0-32	372	4
	200-220	0-8 (C)	A-D	13-22	404	4
		0-8 (C)	A-D	3-12	410	4
		0-8 (C)	A-E	0-32	389	4
	220-240	0-8 (C)	A-D	13-22	410	4
		0-8 (C)	A-D	3-12	416	4
		0-8 (C)	A-E	0-32	396	4
	240-260	0-8 (C)	A-D	13-22	420	4
		0-8 (C)	A-D	3-12	426	4
		0-8 (C)	A-E	0-32	405	4
	260-280	0-8 (C)	A-D	13-22	424	4
		0-8 (C)	A-D	3-12	430	4
		0-8 (C)	A-E	0-32	409	4
	280-300	0-8 (C)	A-D	13-22	430	4
		0-8 (C)	A-D	3-12	436	4
		0-8 (C)	A-E	0-32	415	4
	300-400	0-8 (C)	A-D	13-22	438	4
		0-8 (C)	A-D	3-12	442	4
		0-8 (C)	A-E	0-32	422	4
<b>Bulls</b>						
	260-280	0-8 (B)	A-E	0-32	420	NQ
	280-300	0-8 (B)	A-E	0-32	423	NQ
	300-320	0-8 (B)	A-E	0-32	434	NQ
	320-440	0-8 (B)	A-E	0-32	436	NQ

**Disclaimer:**

© MLA 2016. No part of this publication may be reproduced in any form or by any means without prior written permission of MLA. MLA makes no representations and to the extent permitted by law excludes all warranties in relation to the information contained in this publication. MLA is not liable to you or to any third party for any losses, costs or expenses, including any direct, indirect, incidental, consequential, special or exemplary damages or lost profit, resulting from any use or misuse of the information contained in this publication. Information contained in this publication has been obtained from a variety of third party sources which have not been verified by MLA.