

Weekly Slaughter Report

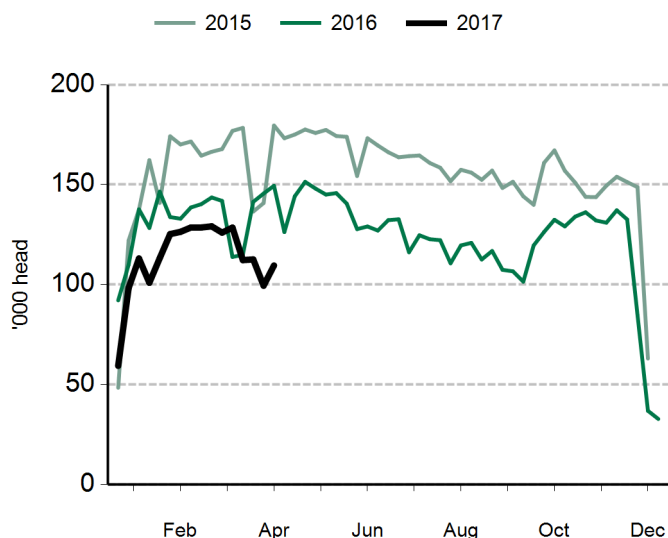
Eastern states

report generated on Monday 24 Apr 2017 for the week ending 21 Apr 2017

MLA's eastern states slaughter report captures cattle, lamb, sheep, goat and pig slaughter across each state (excluding Western Australia) on a weekly basis. Data is collected by MLA from a weekly survey covering approximately 95% of cattle slaughter, 92% of lamb slaughter, 90% of sheep slaughter, 80% of goat slaughter and 95% of pig slaughter.

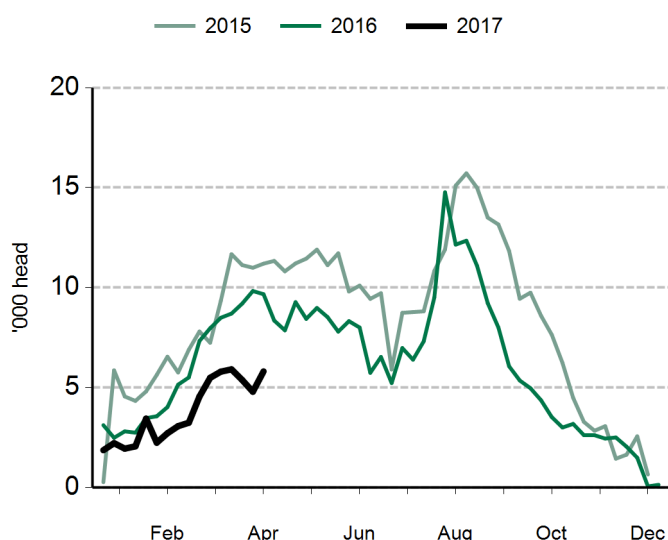
To subscribe to the weekly email of this report, please send a request to marketinfo@mla.com.au.

Cattle slaughter



Cattle slaughter		head	change on last week	change on last year	
Queensland	Cattle	57,042	17%	-23%	
	Female	23,405	18%	-26%	
	Male	33,637	16%	-20%	
NSW	Cattle	25,072	5%	-28%	
	Female	12,843	7%	-28%	
	Male	12,229	4%	-27%	
Victoria	Cattle	16,742	4%	-41%	
SA	Cattle	6,877	1%	-14%	
Tasmania	Cattle	3,767	0%	-18%	
Eastern states total		Cattle	109,500	10%	-27%

Calf slaughter



Calf slaughter	head	change on last week	change on last year
Queensland	214	2%	-37%
NSW	1,224	35%	-42%
Victoria	3,767	22%	-42%
SA	34	21%	42%
Tasmania	558	1%	-22%
Eastern states total	5,797	21%	-40%

Pig slaughter

Queensland	18,897	37%	1%
NSW	15,747	2%	-7%
Victoria	18,163	0%	-16%
SA	23,939	1%	-8%
Tasmania	617	-3%	-29%
Eastern states total	77,363	8%	-8%

Disclaimer:

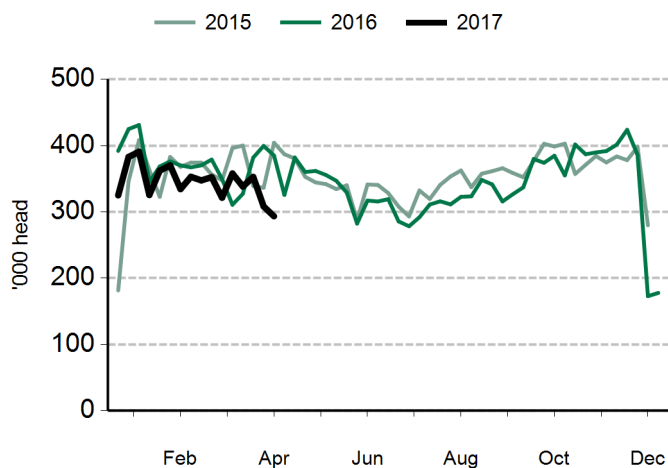
© MLA 2016. No part of this publication may be reproduced in any form or by any means without prior written permission of MLA. MLA makes no representations and to the extent permitted by law excludes all warranties in relation to the information contained in this publication. MLA is not liable to you or to any third party for any losses, costs or expenses, including any direct, indirect, incidental, consequential, special or exemplary damages or lost profit, resulting from any use or misuse of the information contained in this publication. Information contained in this publication has been obtained from a variety of third party sources which have not been verified by MLA.

Weekly Slaughter Report

Eastern states

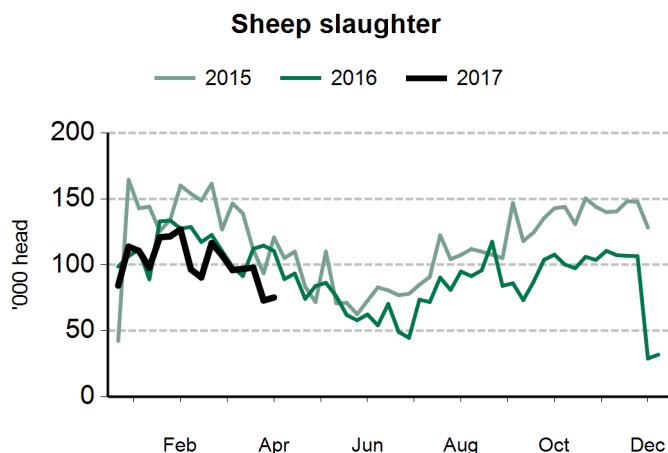
report generated on Monday 24 Apr 2017 for the week ending 21 Apr 2017

Lamb slaughter



Lamb slaughter	head	change on last week	change on last year
Queensland	82	5%	-7%
NSW	79,172	-4%	-29%
Victoria	150,479	-7%	-15%
SA	57,764	-3%	-27%
Tasmania	5,845	10%	-65%
Eastern states total	293,342	-5%	-24%

Sheep slaughter

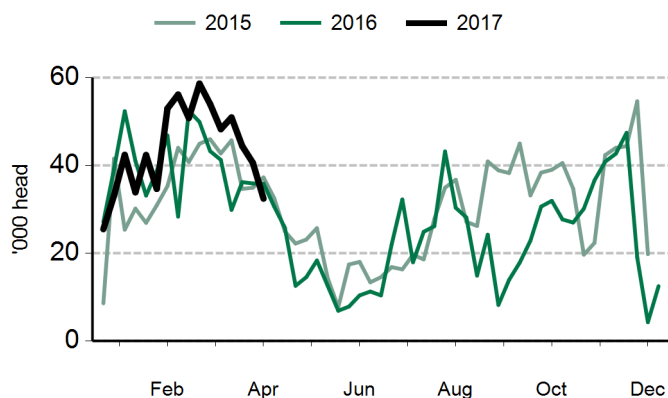


Queensland	79	-89%	-99%
NSW	28,628	-12%	-16%
Victoria	31,839	25%	-28%
SA	14,280	7%	-28%
Tasmania	459	-49%	-84%
Eastern states total	75,285	3%	-32%

Goat slaughter	head	change on last week	change on last year
Queensland/NSW	9,254	25%	-59%
Victoria	16,966	-21%	106%
SA	6,212	-47%	20%
Tasmania	nq*	nq*	nq*
Eastern states total	32,432	-20%	-10%

*nq = "no quote" - this will occur when (1) the current week slaughter is zero, (2) the report is an interim and the current week slaughter is yet to be reported for this item or (3) the comparison week slaughter is zero. Due to the number of contributors, weekly Queensland and NSW goat slaughter has been combined.

Goat slaughter



NEED MORE INFORMATION?



Click here for further prices and market information:
<http://www.mla.com.au/prices-markets>



To download all historical data, click here to access MLA's statistics database:
<http://statistics.mla.com.au>



Email marketinfo@mla.com.au to subscribe to this or any other of MLA's market information reports

Disclaimer:

© MLA 2016. No part of this publication may be reproduced in any form or by any means without prior written permission of MLA. MLA makes no representations and to the extent permitted by law excludes all warranties in relation to the information contained in this publication. MLA is not liable to you or to any third party for any losses, costs or expenses, including any direct, indirect, incidental, consequential, special or exemplary damages or lost profit, resulting from any use or misuse of the information contained in this publication. Information contained in this publication has been obtained from a variety of third party sources which have not been verified by MLA.