

## Weekly Slaughter Report

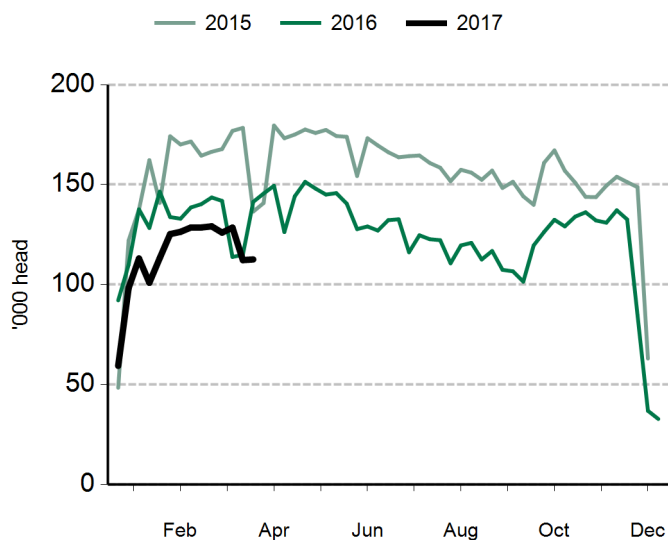
# Eastern states

report generated on Monday 10 Apr 2017 for the week ending 7 Apr 2017

MLA's eastern states slaughter report captures cattle, lamb, sheep, goat and pig slaughter across each state (excluding Western Australia) on a weekly basis. Data is collected by MLA from a weekly survey covering approximately 95% of cattle slaughter, 92% of lamb slaughter, 90% of sheep slaughter, 80% of goat slaughter and 95% of pig slaughter.

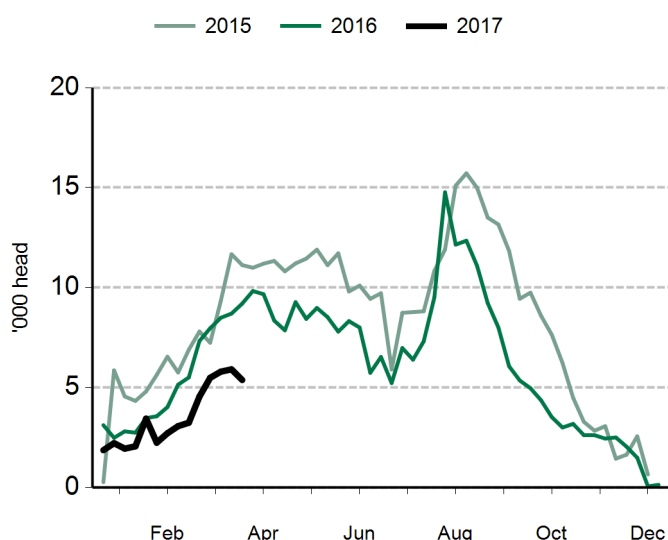
To subscribe to the weekly email of this report, please send a request to [marketinfo@mla.com.au](mailto:marketinfo@mla.com.au).

### Cattle slaughter



Cattle slaughter		head	change on last week	change on last year	
Queensland	Cattle	54,622	9%	-20%	
	Female	18,423	2%	-36%	
	Male	36,199	12%	-8%	
NSW	Cattle	28,723	-5%	-17%	
	Female	15,371	2%	-17%	
	Male	13,352	-12%	-17%	
Victoria	Cattle	19,155	-1%	-28%	
SA	Cattle	5,475	-29%	-27%	
Tasmania	Cattle	4,554	-1%	4%	
<b>Eastern states total</b>		<b>Cattle</b>	<b>112,529</b>	<b>0%</b>	<b>-20%</b>

### Calf slaughter



Calf slaughter		head	change on last week	change on last year
Queensland		256	42%	-35%
NSW		1,298	-2%	-35%
Victoria		3,089	-8%	-45%
SA		20	-44%	-80%
Tasmania		707	-30%	-35%
<b>Eastern states total</b>		<b>5,370</b>	<b>-9%</b>	<b>-42%</b>

### Pig slaughter

Queensland	20,630	9%	3%	
NSW	18,341	7%	9%	
Victoria	21,564	7%	2%	
SA	29,166	10%	11%	
Tasmania	644	0%	-7%	
<b>Eastern states total</b>		<b>90,345</b>	<b>8%</b>	<b>6%</b>

#### Disclaimer:

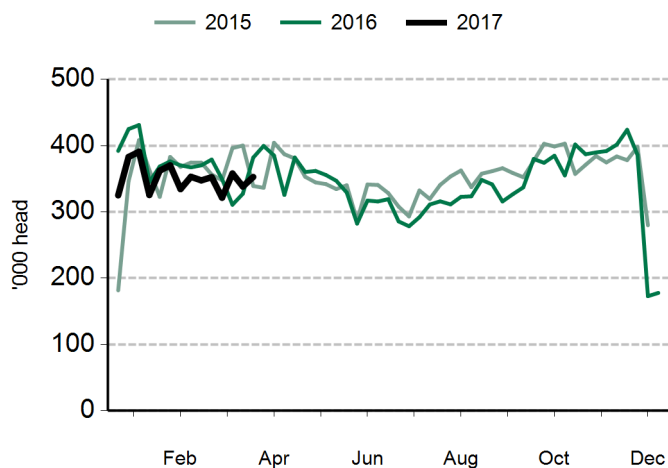
© MLA 2016. No part of this publication may be reproduced in any form or by any means without prior written permission of MLA. MLA makes no representations and to the extent permitted by law excludes all warranties in relation to the information contained in this publication. MLA is not liable to you or to any third party for any losses, costs or expenses, including any direct, indirect, incidental, consequential, special or exemplary damages or lost profit, resulting from any use or misuse of the information contained in this publication. Information contained in this publication has been obtained from a variety of third party sources which have not been verified by MLA.

## Weekly Slaughter Report

### Eastern states

report generated on Monday 10 Apr 2017 for the week ending 7 Apr 2017

#### Lamb slaughter

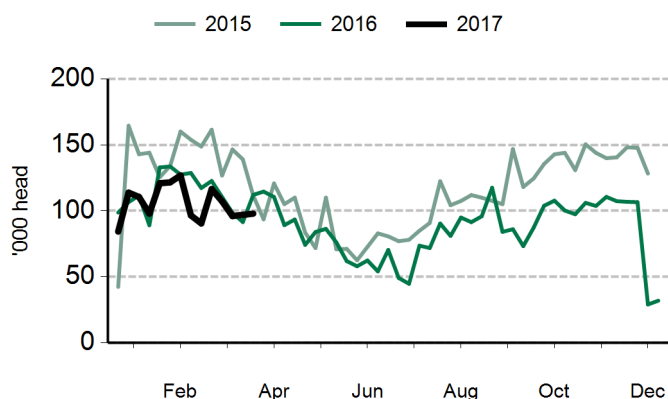


Lamb slaughter	head	change on last week	change on last year
Queensland	116	41%	23%
NSW	97,852	6%	-13%
Victoria	173,111	5%	0%
SA	74,666	0%	-8%
Tasmania	6,940	2%	-53%
<b>Eastern states total</b>	<b>352,685</b>	<b>4%</b>	<b>-8%</b>

#### Sheep slaughter

Queensland	257	289%	-98%
NSW	41,518	22%	11%
Victoria	39,339	-13%	-6%
SA	14,532	-3%	-20%
Tasmania	2,291	-22%	-36%
<b>Eastern states total</b>	<b>97,937</b>	<b>1%</b>	<b>-13%</b>

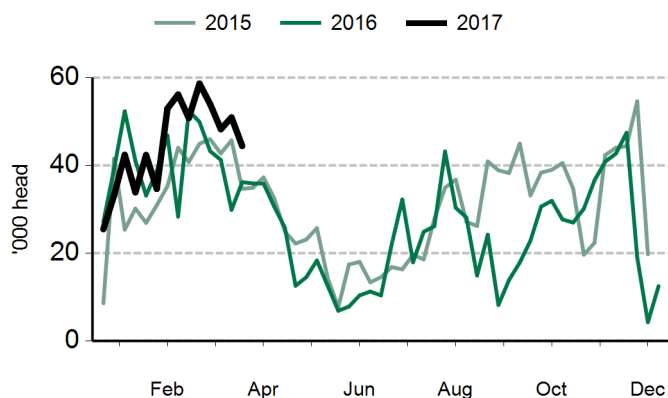
#### Sheep slaughter



Goat slaughter	head	change on last week	change on last year
Queensland/NSW	12,242	25%	-28%
Victoria	17,130	-29%	41%
SA	15,060	-12%	115%
Tasmania	nq*	nq*	nq*
<b>Eastern states total</b>	<b>44,432</b>	<b>-13%</b>	<b>23%</b>

\*nq = "no quote" - this will occur when (1) the current week slaughter is zero, (2) the report is an interim and the current week slaughter is yet to be reported for this item or (3) the comparison week slaughter is zero. Due to the number of contributors, weekly Queensland and NSW goat slaughter has been combined.

#### Goat slaughter



#### NEED MORE INFORMATION?



Click here for further prices and market information:  
<http://www.mla.com.au/prices-markets>



To download all historical data, click here to access MLA's statistics database:  
<http://statistics.mla.com.au>



Email [marketinfo@mla.com.au](mailto:marketinfo@mla.com.au) to subscribe to this or any other of MLA's market information reports

#### Disclaimer:

© MLA 2016. No part of this publication may be reproduced in any form or by any means without prior written permission of MLA. MLA makes no representations and to the extent permitted by law excludes all warranties in relation to the information contained in this publication. MLA is not liable to you or to any third party for any losses, costs or expenses, including any direct, indirect, incidental, consequential, special or exemplary damages or lost profit, resulting from any use or misuse of the information contained in this publication. Information contained in this publication has been obtained from a variety of third party sources which have not been verified by MLA.