

# Over the hooks indicator - cattle

Market information provided by MLA's National Livestock Reporting Service

## Queensland

report generated on Monday for the week ending 17 Mar 2017

MLA's Queensland over-the-hook (OTH) indicators are weighted averages, derived from grids supplied by approximately 70% of the processing capacity in Queensland on a weekly basis.

### What is an indicator?

An indicator is used to assess market trends. Consistent contributors and methodology mean they can accurately be used for this purpose. For cattle, given there is variation across regions and classes, MLA has a range of indicators to best match individual needs. Other non-agricultural examples of indicators include the All Ords or the Brent Crude Oil Index.

### How are they calculated?

MLA's Queensland OTH indicators are weighted averages, based on each contributing processing plants annual cattle slaughter. The greater the plant's slaughter, the greater the weighting that plant's prices have upon the indicator - e.g. the prices offered from a plant processing 1,000 head/week will be twice that of a plant processing 500 head/week.

### How to apply it?

The indicators should be used as a means of following rises and falls in the market and should not be assumed as the actual price received.

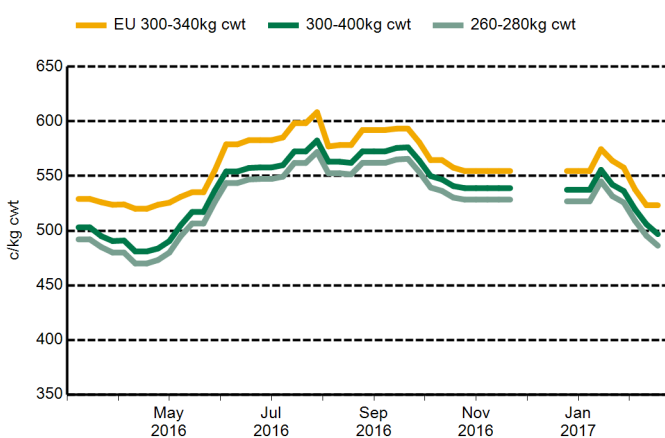
In addition, premiums and discounts to the OTH indicators may include, but are not limited to:

- HGP status
- Breed
- Certified programs (e.g. MSA, PCAS or EU)
- Bruises
- Dentition
- Fat and meat colour
- Weight
- Fat depth
- Butt shape

Some of these discounts and premiums are reflected in the MLA OTH indicators, but many are excluded. Further penalties can apply for incorrect or incomplete documentation, no NLIS tag, and any residue found in the meat deeming the carcass unfit for human consumption. Please consult your local processor for specific grids.

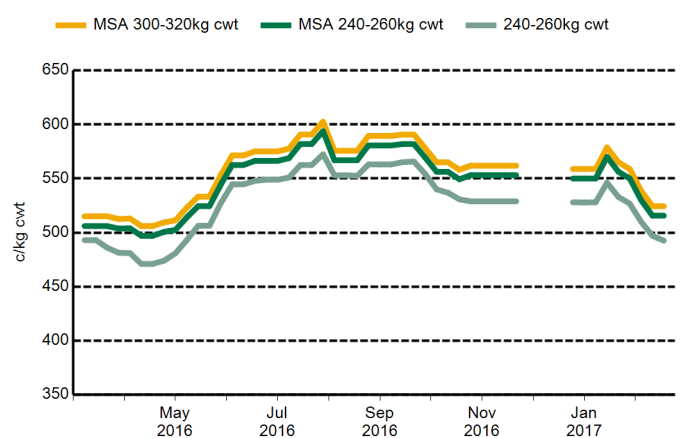
For the full indicator report, please refer to the following pages. To subscribe to the email report, please send a request to [marketinfo@mla.com.au](mailto:marketinfo@mla.com.au).

### Grown steers\*



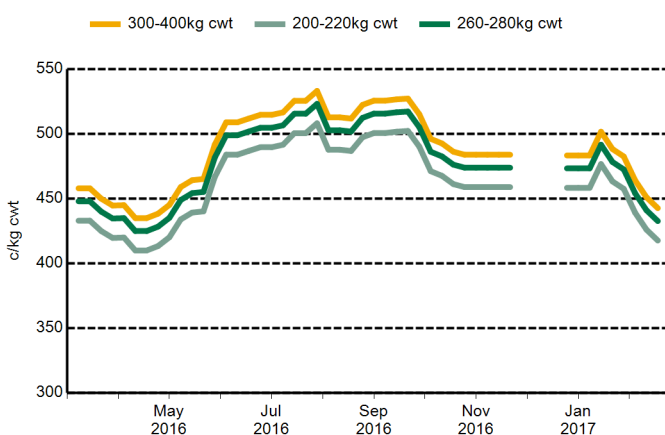
\* all quoted indicators have 5-22mm fat, A-C butt shape and 0-4 tooth (YP)

### Yearling steers\*\*



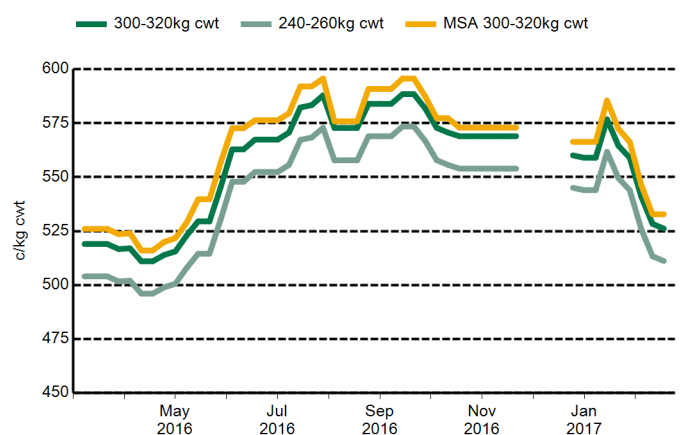
\*\* all quoted indicators have 5-22mm fat, A-C butt shape and 0-2 tooth (YG)

### Cows\*\*\*



\*\*\* all quoted indicators have 3-12mm fat, A-D butt shape and 0-8 tooth (C)

### 100-day grainfed steers\*\*\*\*



\*\*\*\* all quoted indicators have 5-22mm fat, A-C butt shape and 0-2 tooth (YG)

## Over the hooks indicator - cattle

Market information provided by MLA's National Livestock Reporting Service

# Queensland

report date

17 Mar 2017

Grade	Weight Range (cwt kg)	Dentition	Muscle Score	Fat (mm)	Average (c/kg cwt)	Trend	
<b>-</b>							
<b>Yearlings</b>							
Steers	220-240	0-2 (YG)	A-C	5-22	488	-5	
	240-260	0-2 (YG)	A-C	5-22	493	-5	
	260-280	0-2 (YG)	A-C	5-22	498	-5	
	280-300	0-2 (YG)	A-C	5-22	503	-5	
	300-320	0-2 (YG)	A-C	5-22	507	-5	
Heifers	220-240	0-2 (YG)	A-C	5-22	483	-5	
	240-260	0-2 (YG)	A-C	5-22	488	-5	
	260-280	0-2 (YG)	A-C	5-22	493	-5	
	280-300	0-2 (YG)	A-C	5-22	498	-5	
	300-320	0-2 (YG)	A-C	5-22	502	-5	
<b>MSA Yearlings</b>							
Steers	220-240	0-2 (YG)	A-C	5-22	511	NC	
	240-260	0-2 (YG)	A-C	5-22	516	NC	
	260-280	0-2 (YG)	A-C	5-22	521	NC	
	280-300	0-2 (YG)	A-C	5-22	523	NC	
	300-320	0-2 (YG)	A-C	5-22	524	NC	
Heifers	220-240	0-2 (YG)	A-C	5-22	506	NC	
	240-260	0-2 (YG)	A-C	5-22	511	NC	
	260-280	0-2 (YG)	A-C	5-22	516	NC	
	280-300	0-2 (YG)	A-C	5-22	518	NC	
	300-320	0-2 (YG)	A-C	5-22	519	NC	
<b>Grown Steers</b>							
EU Steer	300 - 340	0 - 4	A-C	5-22	523	NC	
		240-260	0-4 (YP)	A-C	5-22	481	-9
			0-6 (PR)	A-C	5-22	476	-9
	260-280	0-8 (S)	A-C	5-22	470	-9	
		0-4 (YP)	A-C	5-22	486	-9	
		0-6 (PR)	A-C	5-22	481	-9	
	280-300	0-8 (S)	A-C	5-22	475	-9	
		0-4 (YP)	A-C	5-22	491	-9	
		0-6 (PR)	A-C	5-22	486	-9	
	300-400	0-8 (S)	A-C	5-22	480	-9	
		0-4 (YP)	A-C	5-22	497	-9	
		0-6 (PR)	A-C	5-22	492	-9	
			0-8 (S)	A-C	5-22	485	-9

Grade	Weight Range (cwt kg)	Dentition	Muscle Score	Fat (mm)	Average (c/kg cwt)	Trend
<b>Cows</b>						
	180-200	0-8 (C)	A-D	13-22	403	-8
		0-8 (C)	A-D	3-12	408	-8
		0-8 (C)	A-E	0-32	388	-8
	200-220	0-8 (C)	A-D	13-22	412	-8
		0-8 (C)	A-D	3-12	418	-8
		0-8 (C)	A-E	0-32	400	-8
	220-240	0-8 (C)	A-D	13-22	417	-8
		0-8 (C)	A-D	3-12	422	-8
		0-8 (C)	A-E	0-32	407	-8
	240-260	0-8 (C)	A-D	13-22	423	-8
		0-8 (C)	A-D	3-12	428	-8
		0-8 (C)	A-E	0-32	412	-8
	260-280	0-8 (C)	A-D	13-22	427	-8
		0-8 (C)	A-D	3-12	433	-8
		0-8 (C)	A-E	0-32	417	-8
	280-300	0-8 (C)	A-D	13-22	432	-8
		0-8 (C)	A-D	3-12	438	-8
		0-8 (C)	A-E	0-32	422	-8
	300-400	0-8 (C)	A-D	13-22	437	-8
		0-8 (C)	A-D	3-12	443	-8
		0-8 (C)	A-E	0-32	427	-8
<b>Bulls</b>						
	260-280	0-8 (B)	A-E	0-32	393	NC
	280-300	0-8 (B)	A-E	0-32	402	NC
	300-320	0-8 (B)	A-E	0-32	405	NC
	320-440	0-8 (B)	A-E	0-32	411	NC
<b>Grainfed 70 Days</b>						
Steers	220-240	0-2 (YG)	A-C	5-22	507	NC
	240-260	0-2 (YG)	A-C	5-22	512	NC
	260-280	0-2 (YG)	A-C	5-22	516	NC
	280-300	0-2 (YG)	A-C	5-22	520	NC
	300-320	0-2 (YG)	A-C	5-22	521	NC
Heifers	220-240	0-2 (YG)	A-C	5-22	502	NC
	240-260	0-2 (YG)	A-C	5-22	507	NC
	260-280	0-2 (YG)	A-C	5-22	511	NC
	280-300	0-2 (YG)	A-C	5-22	515	NC
	300-320	0-2 (YG)	A-C	5-22	516	NC
<b>MSA Grainfed 70 Days</b>						
Steers	220-240	0-2 (YG)	A-C	5-22	515	NC
	240-260	0-2 (YG)	A-C	5-22	523	NC
	260-280	0-2 (YG)	A-C	5-22	528	NC
	280-300	0-2 (YG)	A-C	5-22	529	NC
	300-320	0-2 (YG)	A-C	5-22	531	NC
Heifers	220-240	0-2 (YG)	A-C	5-22	513	NC
	240-260	0-2 (YG)	A-C	5-22	518	NC

Grade	Weight Range (cwt kg)	Dentition	Muscle Score	Fat (mm)	Average (c/kg cwt)	Trend
	260-280	0-2 (YG)	A-C	5-22	523	NC
	280-300	0-2 (YG)	A-C	5-22	524	NC
	300-320	0-2 (YG)	A-C	5-22	526	NC
<b>Grainfed 100 Days</b>						
Steers	220-240	0-2 (YG)	A-C	5-22	506	-2
	240-260	0-2 (YG)	A-C	5-22	511	-2
	260-280	0-2 (YG)	A-C	5-22	516	-2
	280-300	0-2 (YG)	A-C	5-22	521	-2
	300-320	0-2 (YG)	A-C	5-22	526	-2
Heifers	220-240	0-2 (YG)	A-C	5-22	501	-2
	240-260	0-2 (YG)	A-C	5-22	506	-2
	260-280	0-2 (YG)	A-C	5-22	511	-2
	280-300	0-2 (YG)	A-C	5-22	516	-2
	300-320	0-2 (YG)	A-C	5-22	521	-2
<b>MSA Grainfed 100 Days</b>						
Steers	220-240	0-2 (YG)	A-C	5-22	516	NC
	240-260	0-2 (YG)	A-C	5-22	524	NC
	260-280	0-2 (YG)	A-C	5-22	529	NC
	280-300	0-2 (YG)	A-C	5-22	531	NC
	300-320	0-2 (YG)	A-C	5-22	533	NC
Heifers	220-240	0-2 (YG)	A-C	5-22	511	NC
	240-260	0-2 (YG)	A-C	5-22	519	NC
	260-280	0-2 (YG)	A-C	5-22	524	NC
	280-300	0-2 (YG)	A-C	5-22	526	NC
	300-320	0-2 (YG)	A-C	5-22	528	NC

**Disclaimer:**

© MLA 2017. No part of this publication may be reproduced in any form or by any means without prior written permission of MLA. MLA makes no representations and to the extent permitted by law excludes all warranties in relation to the information contained in this publication. MLA is not liable to you or to any third party for any losses, costs or expenses, including any direct, indirect, incidental, consequential, special or exemplary damages or lost profit, resulting from any use or misuse of the information contained in this publication. Information contained in this publication has been obtained from a variety of third party sources which have not been verified by MLA.