

## Weekly Slaughter Report

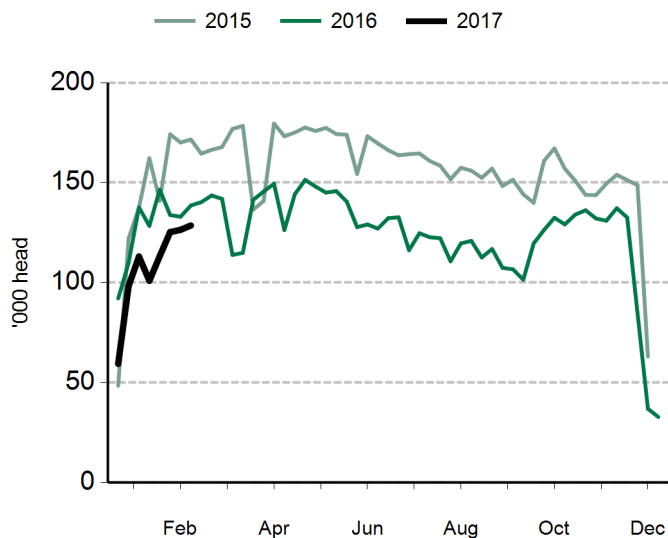
### Eastern states

report generated on Monday 27 Feb 2017 for the week ending 24 Feb 2017

MLA's eastern states slaughter report captures cattle, lamb, sheep, goat and pig slaughter across each state (excluding Western Australia) on a weekly basis. Data is collected by MLA from a weekly survey covering approximately 95% of cattle slaughter, 92% of lamb slaughter, 90% of sheep slaughter, 80% of goat slaughter and 95% of pig slaughter.

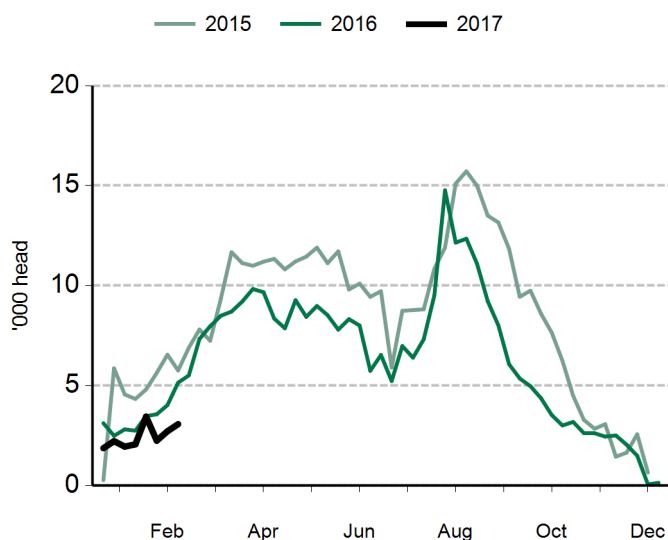
To subscribe to the weekly email of this report, please send a request to [marketinfo@mla.com.au](mailto:marketinfo@mla.com.au).

#### Cattle slaughter



Cattle slaughter		head	change on last week	change on last year
Queensland	Cattle	66,477	-1%	5%
	Female	24,430	-5%	7%
	Male	42,047	2%	3%
NSW	Cattle	30,294	4%	-9%
	Female	15,059	2%	-11%
	Male	15,235	6%	-6%
Victoria	Cattle	20,200	-1%	-29%
SA	Cattle	7,398	22%	-14%
Tasmania	Cattle	4,141	13%	-14%
<b>Eastern states total</b>		<b>128,510</b>	<b>2%</b>	<b>-7%</b>

#### Calf slaughter



Calf slaughter		head	change on last week	change on last year
Queensland		272	4%	-21%
NSW		1,360	6%	-41%
Victoria		1,262	19%	-38%
SA		10	0%	-82%
Tasmania		155	60%	-61%
<b>Eastern states total</b>		<b>3,059</b>	<b>13%</b>	<b>-40%</b>

#### Pig slaughter

Pig slaughter		head	change on last week	change on last year
Queensland		18,558	3%	-6%
NSW		17,781	2%	10%
Victoria		20,204	4%	1%
SA		26,392	5%	15%
Tasmania		629	-2%	-5%
<b>Eastern states total</b>		<b>83,564</b>	<b>4%</b>	<b>5%</b>

#### Disclaimer:

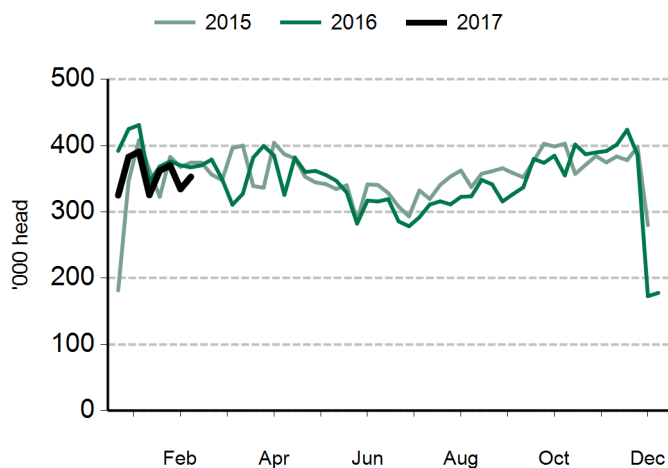
© MLA 2016. No part of this publication may be reproduced in any form or by any means without prior written permission of MLA. MLA makes no representations and to the extent permitted by law excludes all warranties in relation to the information contained in this publication. MLA is not liable to you or to any third party for any losses, costs or expenses, including any direct, indirect, incidental, consequential, special or exemplary damages or lost profit, resulting from any use or misuse of the information contained in this publication. Information contained in this publication has been obtained from a variety of third party sources which have not been verified by MLA.

## Weekly Slaughter Report

### Eastern states

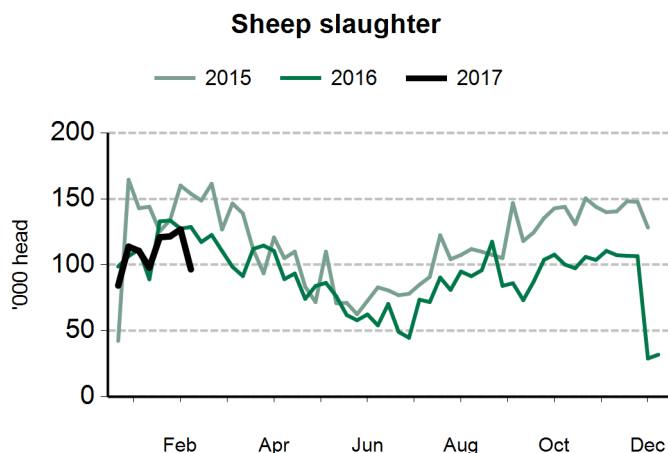
report generated on Monday 27 Feb 2017 for the week ending 24 Feb 2017

#### Lamb slaughter



	head	change on last week	change on last year
<b>Lamb slaughter</b>			
Queensland	77	-17%	-99%
NSW	105,766	7%	8%
Victoria	163,548	12%	-4%
SA	70,090	-7%	-10%
Tasmania	13,503	0%	-4%
<b>Eastern states total</b>	<b>352,984</b>	<b>6%</b>	<b>-4%</b>

#### Sheep slaughter

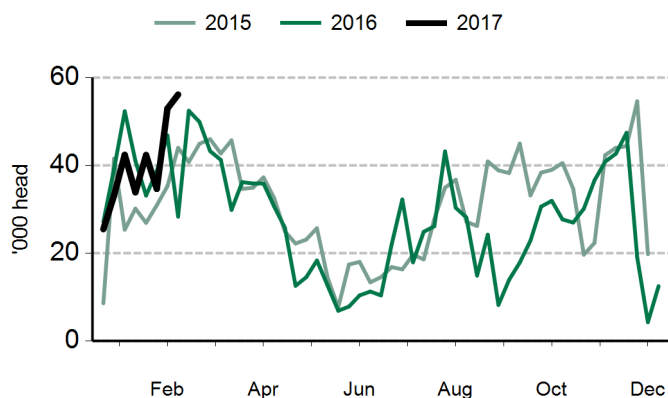


	head	change on last week	change on last year
<b>Sheep slaughter</b>			
Queensland	101	102%	-99%
NSW	25,238	-46%	-38%
Victoria	47,359	-18%	1%
SA	18,811	4%	-27%
Tasmania	5,068	12%	-23%
<b>Eastern states total</b>	<b>96,577</b>	<b>-24%</b>	<b>-25%</b>

	head	change on last week	change on last year
<b>Goat slaughter</b>			
Queensland/NSW	21,438	37%	201%
Victoria	24,290	-4%	73%
SA	10,424	-13%	45%
Tasmania	nq*	nq*	nq*
<b>Eastern states total</b>	<b>56,152</b>	<b>6%</b>	<b>98%</b>

\*nq = "no quote" - this will occur when (1) the current week slaughter is zero, (2) the report is an interim and the current week slaughter is yet to be reported for this item or (3) the comparison week slaughter is zero. Due to the number of contributors, weekly Queensland and NSW goat slaughter has been combined.

#### Goat slaughter



#### NEED MORE INFORMATION?



Click here for further prices and market information:  
<http://www.mla.com.au/prices-markets>



To download all historical data, click here to access MLA's statistics database:  
<http://statistics.mla.com.au>



Email [marketinfo@mla.com.au](mailto:marketinfo@mla.com.au) to subscribe to this or any other of MLA's market information reports

#### Disclaimer:

© MLA 2016. No part of this publication may be reproduced in any form or by any means without prior written permission of MLA. MLA makes no representations and to the extent permitted by law excludes all warranties in relation to the information contained in this publication. MLA is not liable to you or to any third party for any losses, costs or expenses, including any direct, indirect, incidental, consequential, special or exemplary damages or lost profit, resulting from any use or misuse of the information contained in this publication. Information contained in this publication has been obtained from a variety of third party sources which have not been verified by MLA.