

Over the hooks indicator - cattle

Market information provided by MLA's National Livestock Reporting Service

Queensland

report generated on Monday for the week ending 3 Feb 2017

MLA's Queensland over-the-hook (OTH) indicators are weighted averages, derived from grids supplied by approximately 70% of the processing capacity in Queensland on a weekly basis.

What is an indicator?

An indicator is used to assess market trends. Consistent contributors and methodology mean they can accurately be used for this purpose. For cattle, given there is variation across regions and classes, MLA has a range of indicators to best match individual needs. Other non-agricultural examples of indicators include the All Ords or the Brent Crude Oil Index.

How are they calculated?

MLA's Queensland OTH indicators are weighted averages, based on each contributing processing plants annual cattle slaughter. The greater the plant's slaughter, the greater the weighting that plant's prices have upon the indicator - e.g. the prices offered from a plant processing 1,000 head/week will be twice that of a plant processing 500 head/week.

How to apply it?

The indicators should be used as a means of following rises and falls in the market and should not be assumed as the actual price received.

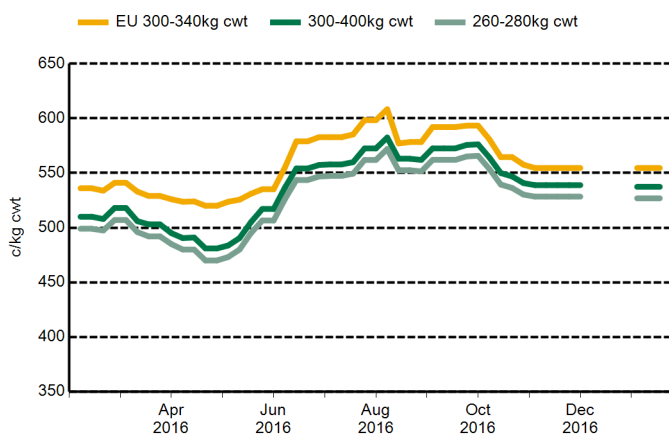
In addition, premiums and discounts to the OTH indicators may include, but are not limited to:

- HGP status
- Breed
- Certified programs (e.g. MSA, PCAS or EU)
- Bruises
- Dentition
- Fat and meat colour
- Weight
- Fat depth
- Butt shape

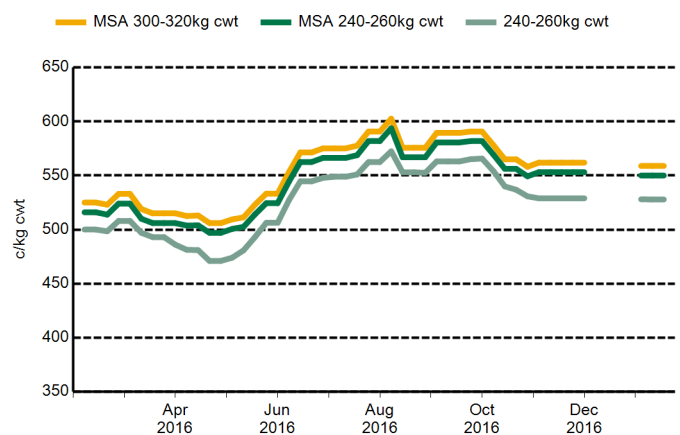
Some of these discounts and premiums are reflected in the MLA OTH indicators, but many are excluded. Further penalties can apply for incorrect or incomplete documentation, no NLIS tag, and any residue found in the meat deeming the carcass unfit for human consumption. Please consult your local processor for specific grids.

For the full indicator report, please refer to the following pages. To subscribe to the email report, please send a request to marketinfo@mla.com.au.

Grown steers*



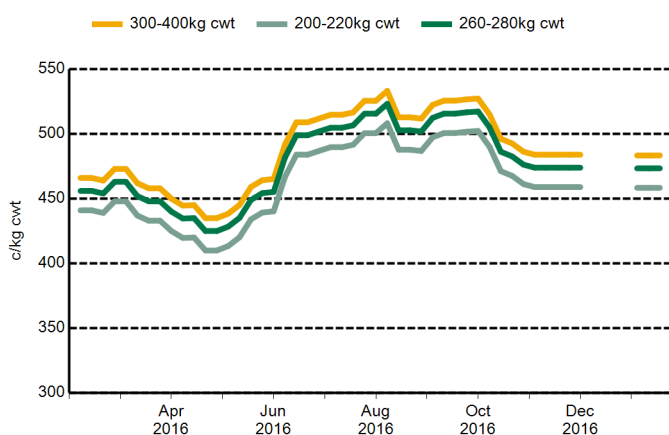
Yearling steers**



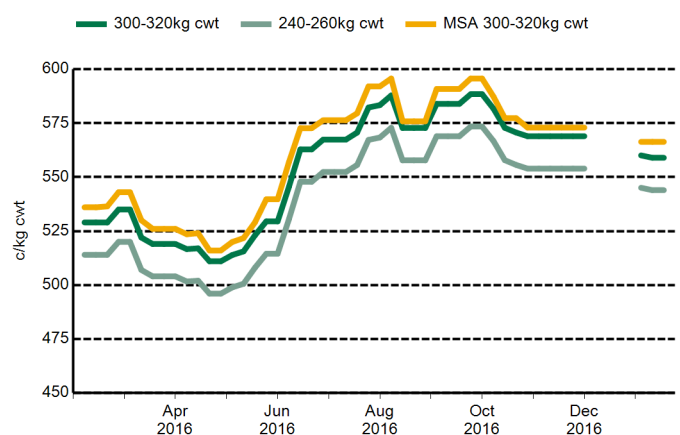
* all quoted indicators have 5-22mm fat, A-C butt shape and 0-4 tooth (YP)

** all quoted indicators have 5-22mm fat, A-C butt shape and 0-2 tooth (YG)

Cows***



100-day grainfed steers****



*** all quoted indicators have 3-12mm fat, A-D butt shape and 0-8 tooth (C)

**** all quoted indicators have 5-22mm fat, A-C butt shape and 0-2 tooth (YG)

Over the hooks indicator - cattle

Market information provided by MLA's National Livestock Reporting Service

Queensland

report date

03 Feb 2017

This week, the Queensland over-the-hook indicators remained unchanged once again - with all contributors holding quotes steady. A trend that was recorded throughout most eastern states week-on-week.

Grade	Weight Range (cwt kg)	Dentition	Muscle Score	Fat (mm)	Average (c/kg cwt)	Trend	
-							
Yearlings							
Steers	220-240	0-2 (YG)	A-C	5-22	523	NC	
	240-260	0-2 (YG)	A-C	5-22	528	NC	
	260-280	0-2 (YG)	A-C	5-22	533	NC	
	280-300	0-2 (YG)	A-C	5-22	538	NC	
	300-320	0-2 (YG)	A-C	5-22	543	NC	
Heifers	220-240	0-2 (YG)	A-C	5-22	518	NC	
	240-260	0-2 (YG)	A-C	5-22	523	NC	
	260-280	0-2 (YG)	A-C	5-22	528	NC	
	280-300	0-2 (YG)	A-C	5-22	533	NC	
	300-320	0-2 (YG)	A-C	5-22	538	NC	
MSA Yearlings							
Steers	220-240	0-2 (YG)	A-C	5-22	545	NC	
	240-260	0-2 (YG)	A-C	5-22	550	NC	
	260-280	0-2 (YG)	A-C	5-22	555	NC	
	280-300	0-2 (YG)	A-C	5-22	557	NC	
	300-320	0-2 (YG)	A-C	5-22	559	NC	
Heifers	220-240	0-2 (YG)	A-C	5-22	540	NC	
	240-260	0-2 (YG)	A-C	5-22	545	NC	
	260-280	0-2 (YG)	A-C	5-22	550	NC	
	280-300	0-2 (YG)	A-C	5-22	552	NC	
	300-320	0-2 (YG)	A-C	5-22	554	NC	
Grown Steers							
EU Steer	300 - 340	0 - 4	A-C	5-22	555	NC	
		0-4 (YP)	A-C	5-22	522	NC	
		0-6 (PR)	A-C	5-22	517	NC	
	260-280	0-8 (S)	A-C	5-22	510	NC	
		0-4 (YP)	A-C	5-22	527	NC	
		0-6 (PR)	A-C	5-22	522	NC	
	280-300	0-8 (S)	A-C	5-22	515	NC	
		0-4 (YP)	A-C	5-22	532	NC	
		0-6 (PR)	A-C	5-22	527	NC	
	300-400	0-8 (S)	A-C	5-22	520	NC	
		0-4 (YP)	A-C	5-22	537	NC	
		0-6 (PR)	A-C	5-22	532	NC	
			0-8 (S)	A-C	5-22	526	NC

Grade	Weight Range (cwt kg)	Dentition	Muscle Score	Fat (mm)	Average (c/kg cwt)	Trend
Cows						
	180-200	0-8 (C)	A-D	13-22	444	NC
		0-8 (C)	A-D	3-12	449	NC
		0-8 (C)	A-E	0-32	429	NC
	200-220	0-8 (C)	A-D	13-22	453	NC
		0-8 (C)	A-D	3-12	458	NC
		0-8 (C)	A-E	0-32	441	NC
	220-240	0-8 (C)	A-D	13-22	458	NC
		0-8 (C)	A-D	3-12	463	NC
		0-8 (C)	A-E	0-32	448	NC
	240-260	0-8 (C)	A-D	13-22	463	NC
		0-8 (C)	A-D	3-12	469	NC
		0-8 (C)	A-E	0-32	453	NC
	260-280	0-8 (C)	A-D	13-22	468	NC
		0-8 (C)	A-D	3-12	473	NC
		0-8 (C)	A-E	0-32	458	NC
	280-300	0-8 (C)	A-D	13-22	473	NC
		0-8 (C)	A-D	3-12	478	NC
		0-8 (C)	A-E	0-32	463	NC
	300-400	0-8 (C)	A-D	13-22	478	NC
		0-8 (C)	A-D	3-12	483	NC
		0-8 (C)	A-E	0-32	468	NC
Bulls						
	260-280	0-8 (B)	A-E	0-32	421	NC
	280-300	0-8 (B)	A-E	0-32	431	NC
	300-320	0-8 (B)	A-E	0-32	434	NC
	320-440	0-8 (B)	A-E	0-32	439	NC
Grainfed 70 Days						
Steers	220-240	0-2 (YG)	A-C	5-22	538	NC
	240-260	0-2 (YG)	A-C	5-22	543	NC
	260-280	0-2 (YG)	A-C	5-22	547	NC
	280-300	0-2 (YG)	A-C	5-22	550	NC
	300-320	0-2 (YG)	A-C	5-22	552	NC
Heifers	220-240	0-2 (YG)	A-C	5-22	533	NC
	240-260	0-2 (YG)	A-C	5-22	538	NC
	260-280	0-2 (YG)	A-C	5-22	542	NC
	280-300	0-2 (YG)	A-C	5-22	545	NC
	300-320	0-2 (YG)	A-C	5-22	547	NC
MSA Grainfed 70 Days						
Steers	220-240	0-2 (YG)	A-C	5-22	548	NC
	240-260	0-2 (YG)	A-C	5-22	555	NC
	260-280	0-2 (YG)	A-C	5-22	560	NC
	280-300	0-2 (YG)	A-C	5-22	561	NC
	300-320	0-2 (YG)	A-C	5-22	563	NC
Heifers	220-240	0-2 (YG)	A-C	5-22	545	NC
	240-260	0-2 (YG)	A-C	5-22	550	NC

Grade	Weight Range (cwt kg)	Dentition	Muscle Score	Fat (mm)	Average (c/kg cwt)	Trend
	260-280	0-2 (YG)	A-C	5-22	555	NC
	280-300	0-2 (YG)	A-C	5-22	556	NC
	300-320	0-2 (YG)	A-C	5-22	558	NC
Grainfed 100 Days						
Steers	220-240	0-2 (YG)	A-C	5-22	539	NC
	240-260	0-2 (YG)	A-C	5-22	544	NC
	260-280	0-2 (YG)	A-C	5-22	549	NC
	280-300	0-2 (YG)	A-C	5-22	554	NC
	300-320	0-2 (YG)	A-C	5-22	559	NC
Heifers	220-240	0-2 (YG)	A-C	5-22	534	NC
	240-260	0-2 (YG)	A-C	5-22	539	NC
	260-280	0-2 (YG)	A-C	5-22	544	NC
	280-300	0-2 (YG)	A-C	5-22	549	NC
	300-320	0-2 (YG)	A-C	5-22	554	NC
MSA Grainfed 100 Days						
Steers	220-240	0-2 (YG)	A-C	5-22	549	NC
	240-260	0-2 (YG)	A-C	5-22	557	NC
	260-280	0-2 (YG)	A-C	5-22	562	NC
	280-300	0-2 (YG)	A-C	5-22	565	NC
	300-320	0-2 (YG)	A-C	5-22	566	NC
Heifers	220-240	0-2 (YG)	A-C	5-22	545	NC
	240-260	0-2 (YG)	A-C	5-22	552	NC
	260-280	0-2 (YG)	A-C	5-22	557	NC
	280-300	0-2 (YG)	A-C	5-22	560	NC
	300-320	0-2 (YG)	A-C	5-22	561	NC

Disclaimer:

© MLA 2017. No part of this publication may be reproduced in any form or by any means without prior written permission of MLA. MLA makes no representations and to the extent permitted by law excludes all warranties in relation to the information contained in this publication. MLA is not liable to you or to any third party for any losses, costs or expenses, including any direct, indirect, incidental, consequential, special or exemplary damages or lost profit, resulting from any use or misuse of the information contained in this publication. Information contained in this publication has been obtained from a variety of third party sources which have not been verified by MLA.