

## Weekly Slaughter Report

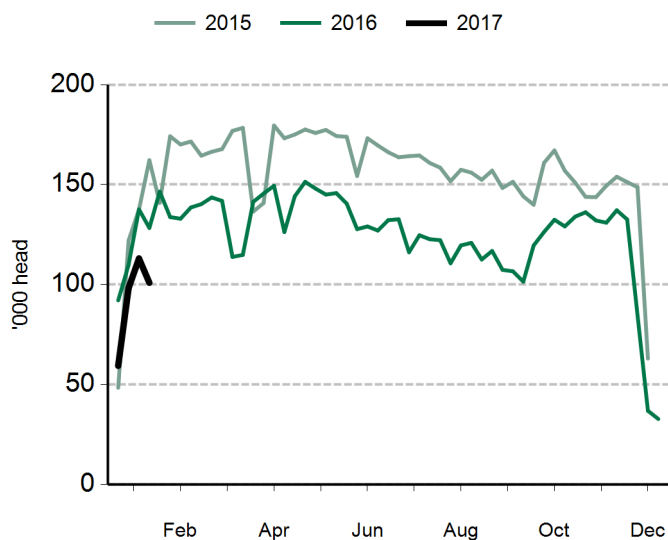
# Eastern states

report generated on Monday 30 Jan 2017 for the week ending 27 Jan 2017

MLA's eastern states slaughter report captures cattle, lamb, sheep, goat and pig slaughter across each state (excluding Western Australia) on a weekly basis. Data is collected by MLA from a weekly survey covering approximately 95% of cattle slaughter, 92% of lamb slaughter, 90% of sheep slaughter, 80% of goat slaughter and 95% of pig slaughter.

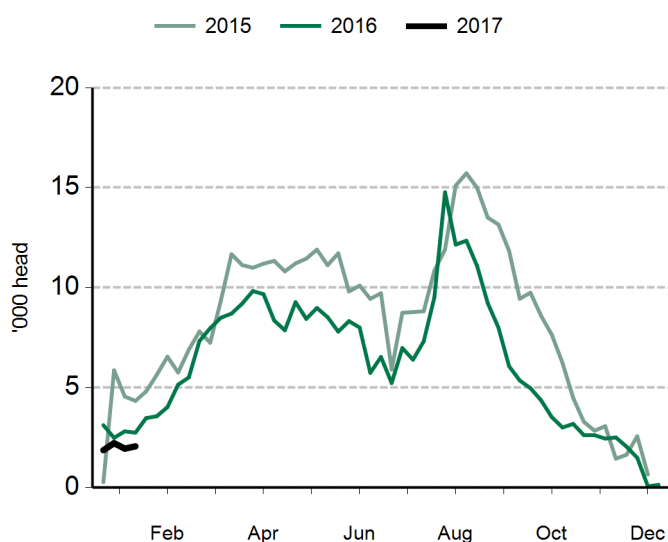
To subscribe to the weekly email of this report, please send a request to [marketinfo@mla.com.au](mailto:marketinfo@mla.com.au).

### Cattle slaughter



Cattle slaughter		head	change on last week	change on last year	
Queensland	Cattle	45,310	-9%	-23%	
	Female	16,435	-2%	-24%	
	Male	28,875	-13%	-22%	
NSW	Cattle	26,610	-16%	-16%	
	Female	14,239	-8%	0%	
	Male	12,371	-23%	-29%	
Victoria	Cattle	18,163	-11%	-30%	
SA	Cattle	7,003	0%	-11%	
Tasmania	Cattle	3,752	-12%	-7%	
<b>Eastern states total</b>		<b>Cattle</b>	<b>100,838</b>	<b>-11%</b>	<b>-21%</b>

### Calf slaughter



Calf slaughter		head	change on last week	change on last year
Queensland		240	-2%	28%
NSW		1,222	12%	-34%
Victoria		584	-2%	-14%
SA		3	nq*	nq*
Tasmania		nq*	nq*	nq*
<b>Eastern states total</b>		<b>2,049</b>	<b>6%</b>	<b>-25%</b>

### Pig slaughter

Queensland	17,285	-3%	1%	
NSW	15,903	-12%	19%	
Victoria	19,869	-2%	12%	
SA	23,313	-8%	12%	
Tasmania	560	-9%	-6%	
<b>Eastern states total</b>		<b>76,930</b>	<b>-6%</b>	<b>10%</b>

#### Disclaimer:

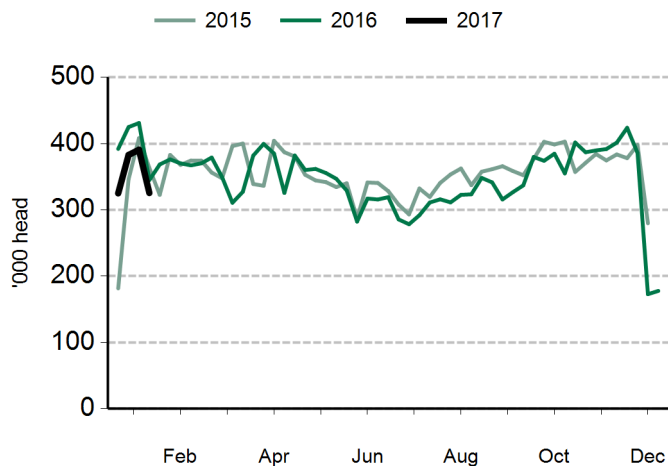
© MLA 2016. No part of this publication may be reproduced in any form or by any means without prior written permission of MLA. MLA makes no representations and to the extent permitted by law excludes all warranties in relation to the information contained in this publication. MLA is not liable to you or to any third party for any losses, costs or expenses, including any direct, indirect, incidental, consequential, special or exemplary damages or lost profit, resulting from any use or misuse of the information contained in this publication. Information contained in this publication has been obtained from a variety of third party sources which have not been verified by MLA.

## Weekly Slaughter Report

### Eastern states

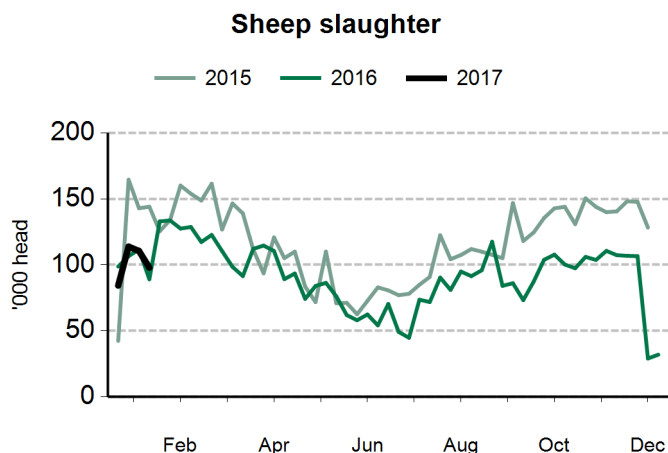
report generated on Monday 30 Jan 2017 for the week ending 27 Jan 2017

#### Lamb slaughter



Lamb slaughter	head	change on last week	change on last year
Queensland	96	-28%	-98%
NSW	84,466	-20%	-2%
Victoria	157,567	-18%	-2%
SA	70,439	-8%	-11%
Tasmania	12,912	-18%	-3%
<b>Eastern states total</b>	<b>325,480</b>	<b>-17%</b>	<b>-6%</b>

#### Sheep slaughter

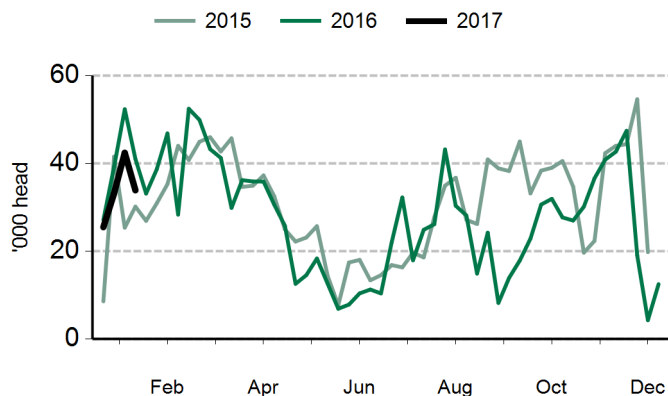


Queensland	64	-42%	-99%
NSW	33,383	-25%	3%
Victoria	40,697	1%	99%
SA	20,608	-4%	-9%
Tasmania	3,118	-23%	-54%
<b>Eastern states total</b>	<b>97,870</b>	<b>-11%</b>	<b>10%</b>

Goat slaughter	head	change on last week	change on last year
Queensland/NSW	11,065	-22%	-35%
Victoria	15,193	-29%	27%
SA	7,630	8%	-36%
Tasmania	nq*	nq*	nq*
<b>Eastern states total</b>	<b>33,888</b>	<b>-20%</b>	<b>-17%</b>

\*nq = "no quote" - this will occur when (1) the current week slaughter is zero, (2) the report is an interim and the current week slaughter is yet to be reported for this item or (3) the comparison week slaughter is zero. Due to the number of contributors, weekly Queensland and NSW goat slaughter has been combined.

#### Goat slaughter



#### NEED MORE INFORMATION?



Click here for further prices and market information:  
<http://www.mla.com.au/prices-markets>



To download all historical data, click here to access MLA's statistics database:  
<http://statistics.mla.com.au>



Email [marketinfo@mla.com.au](mailto:marketinfo@mla.com.au) to subscribe to this or any other of MLA's market information reports

#### Disclaimer:

© MLA 2016. No part of this publication may be reproduced in any form or by any means without prior written permission of MLA. MLA makes no representations and to the extent permitted by law excludes all warranties in relation to the information contained in this publication. MLA is not liable to you or to any third party for any losses, costs or expenses, including any direct, indirect, incidental, consequential, special or exemplary damages or lost profit, resulting from any use or misuse of the information contained in this publication. Information contained in this publication has been obtained from a variety of third party sources which have not been verified by MLA.