

Over the hooks indicator - cattle

Market information provided by MLA's National Livestock Reporting Service

Queensland

report generated on Monday for the week ending 2 Sep 2016

MLA's Queensland over-the-hook (OTH) indicators are weighted averages, derived from grids supplied by approximately 70% of the processing capacity in Queensland on a weekly basis.

What is an indicator?

An indicator is used to assess market trends. Consistent contributors and methodology mean they can accurately be used for this purpose. For cattle, given there is variation across regions and classes, MLA has a range of indicators to best match individual needs. Other non-agricultural examples of indicators include the All Ords or the Brent Crude Oil Index.

How are they calculated?

MLA's Queensland OTH indicators are weighted averages, based on each contributing processing plants annual cattle slaughter. The greater the plant's slaughter, the greater the weighting that plant's prices have upon the indicator - e.g. the prices offered from a plant processing 1,000 head/week will be twice that of a plant processing 500 head/week.

How to apply it?

The indicators should be used as a means of following rises and falls in the market and should not be assumed as the actual price received.

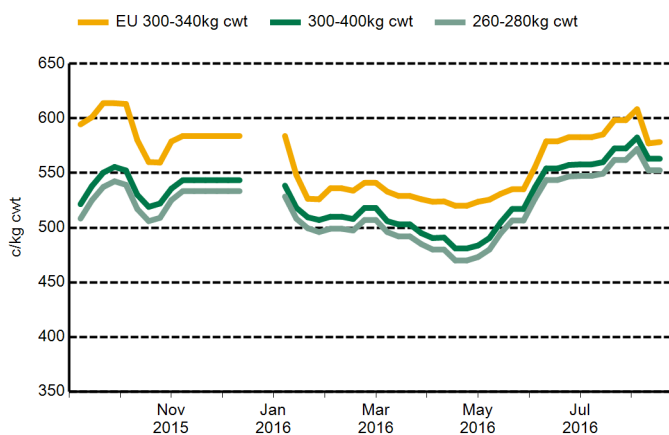
In addition, premiums and discounts to the OTH indicators may include, but are not limited to:

- HGP status
- Breed
- Certified programs (e.g. MSA, PCAS or EU)
- Bruises
- Dentition
- Fat and meat colour
- Weight
- Fat depth
- Butt shape

Some of these discounts and premiums are reflected in the MLA OTH indicators, but many are excluded. Further penalties can apply for incorrect or incomplete documentation, no NLIS tag, and any residue found in the meat deeming the carcass unfit for human consumption. Please consult your local processor for specific grids.

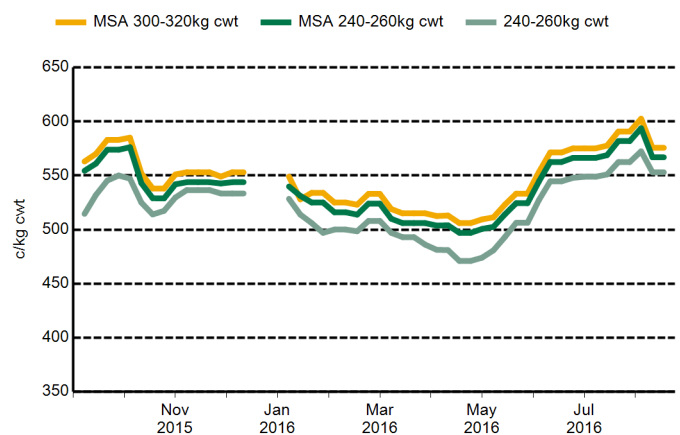
For the full indicator report, please refer to the following pages. To subscribe to the email report, please send a request to marketinfo@mla.com.au.

Grown steers*



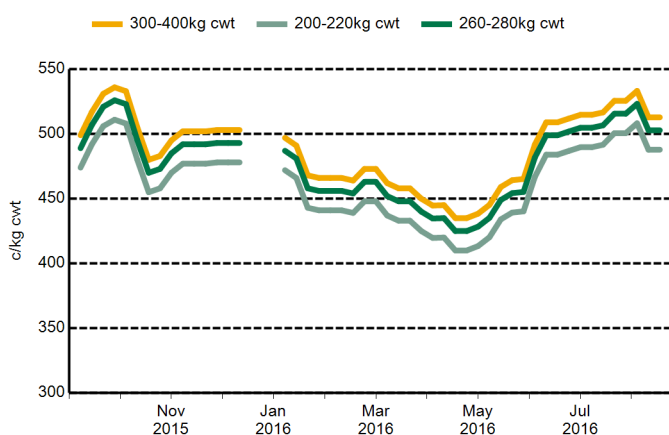
* all quoted indicators have 5-22mm fat, A-C butt shape and 0-4 tooth (YP)

Yearling steers**



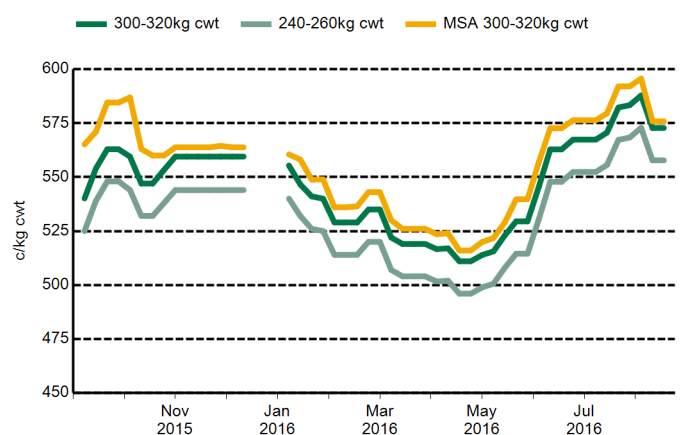
** all quoted indicators have 5-22mm fat, A-C butt shape and 0-2 tooth (YG)

Cows***



*** all quoted indicators have 3-12mm fat, A-D butt shape and 0-8 tooth (C)

100-day grainfed steers****



**** all quoted indicators have 5-22mm fat, A-C butt shape and 0-2 tooth (YG)

Over the hooks indicator - cattle

Market information provided by MLA's National Livestock Reporting Service

Queensland

report date 02 Sep 2016

Following widespread showers across most major producing regions, the Queensland over-the-hook indicators remained unchanged this week - with most contributors holding quotes steady.

Despite holding firm, the trade yearling (240-260kg, A-C muscle) and heavy yearling steer (300-320kg, A-C muscle) indicators have gained notable momentum so far this year, averaging 53c and 56c dearer this week on the same time last year, respectively. Please note, the trend on EU accredited sections is not included this week, with one contributor returning to quote.

Grade	Weight Range (cwt kg)	Dentition	Muscle Score	Fat (mm)	Average (c/kg cwt)	Trend	
-							
Yearlings							
Steers	220-240	0-2 (YG)	A-C	5-22	548	NC	
	240-260	0-2 (YG)	A-C	5-22	553	NC	
	260-280	0-2 (YG)	A-C	5-22	558	NC	
	280-300	0-2 (YG)	A-C	5-22	563	NC	
	300-320	0-2 (YG)	A-C	5-22	568	NC	
Heifers	220-240	0-2 (YG)	A-C	5-22	542	NC	
	240-260	0-2 (YG)	A-C	5-22	547	NC	
	260-280	0-2 (YG)	A-C	5-22	552	NC	
	280-300	0-2 (YG)	A-C	5-22	557	NC	
	300-320	0-2 (YG)	A-C	5-22	562	NC	
MSA Yearlings							
Steers	220-240	0-2 (YG)	A-C	5-22	562	NC	
	240-260	0-2 (YG)	A-C	5-22	567	NC	
	260-280	0-2 (YG)	A-C	5-22	572	NC	
	280-300	0-2 (YG)	A-C	5-22	574	NC	
	300-320	0-2 (YG)	A-C	5-22	576	NC	
Heifers	220-240	0-2 (YG)	A-C	5-22	557	NC	
	240-260	0-2 (YG)	A-C	5-22	562	NC	
	260-280	0-2 (YG)	A-C	5-22	567	NC	
	280-300	0-2 (YG)	A-C	5-22	569	NC	
	300-320	0-2 (YG)	A-C	5-22	571	NC	
Grown Steers							
EU Steer	300 - 340	0 - 4	A-C	5-22	578	NQ	
		240-260	0-4 (YP)	A-C	5-22	547	NC
			0-6 (PR)	A-C	5-22	542	NC
			0-8 (S)	A-C	5-22	536	NC
	260-280	0-4 (YP)	A-C	5-22	552	NC	
		0-6 (PR)	A-C	5-22	547	NC	
		0-8 (S)	A-C	5-22	541	NC	
		280-300	0-4 (YP)	A-C	5-22	557	NC
	0-6 (PR)		A-C	5-22	552	NC	
	0-8 (S)		A-C	5-22	546	NC	

Grade	Weight Range (cwt kg)	Dentition	Muscle Score	Fat (mm)	Average (c/kg cwt)	Trend
	300-400	0-4 (YP)	A-C	5-22	563	NC
		0-6 (PR)	A-C	5-22	558	NC
		0-8 (S)	A-C	5-22	551	NC
Cows						
	180-200	0-8 (C)	A-D	13-22	473	NC
		0-8 (C)	A-D	3-12	479	NC
		0-8 (C)	A-E	0-32	459	NC
	200-220	0-8 (C)	A-D	13-22	483	NC
		0-8 (C)	A-D	3-12	488	NC
		0-8 (C)	A-E	0-32	470	NC
	220-240	0-8 (C)	A-D	13-22	487	NC
		0-8 (C)	A-D	3-12	493	NC
		0-8 (C)	A-E	0-32	478	NC
	240-260	0-8 (C)	A-D	13-22	493	NC
		0-8 (C)	A-D	3-12	498	NC
		0-8 (C)	A-E	0-32	483	NC
	260-280	0-8 (C)	A-D	13-22	498	NC
		0-8 (C)	A-D	3-12	503	NC
		0-8 (C)	A-E	0-32	488	NC
	280-300	0-8 (C)	A-D	13-22	503	NC
		0-8 (C)	A-D	3-12	508	NC
		0-8 (C)	A-E	0-32	493	NC
	300-400	0-8 (C)	A-D	13-22	508	NC
		0-8 (C)	A-D	3-12	513	NC
		0-8 (C)	A-E	0-32	497	NC
Bulls						
	260-280	0-8 (B)	A-E	0-32	470	NC
	280-300	0-8 (B)	A-E	0-32	475	NC
	300-320	0-8 (B)	A-E	0-32	478	NC
	320-440	0-8 (B)	A-E	0-32	483	NC
Grainfed 70 Days						
Steers	220-240	0-2 (YG)	A-C	5-22	554	NC
	240-260	0-2 (YG)	A-C	5-22	558	NC
	260-280	0-2 (YG)	A-C	5-22	563	NC
	280-300	0-2 (YG)	A-C	5-22	566	NC
	300-320	0-2 (YG)	A-C	5-22	567	NC
Heifers	220-240	0-2 (YG)	A-C	5-22	549	NC
	240-260	0-2 (YG)	A-C	5-22	553	NC
	260-280	0-2 (YG)	A-C	5-22	558	NC
	280-300	0-2 (YG)	A-C	5-22	561	NC
	300-320	0-2 (YG)	A-C	5-22	562	NC
MSA Grainfed 70 Days						
Steers	220-240	0-2 (YG)	A-C	5-22	563	0
	240-260	0-2 (YG)	A-C	5-22	570	0
	260-280	0-2 (YG)	A-C	5-22	575	0
	280-300	0-2 (YG)	A-C	5-22	576	0

Grade	Weight Range (cwt kg)	Dentition	Muscle Score	Fat (mm)	Average (c/kg cwt)	Trend
Heifers	300-320	0-2 (YG)	A-C	5-22	578	0
	220-240	0-2 (YG)	A-C	5-22	560	0
	240-260	0-2 (YG)	A-C	5-22	565	0
	260-280	0-2 (YG)	A-C	5-22	570	0
	280-300	0-2 (YG)	A-C	5-22	571	0
	300-320	0-2 (YG)	A-C	5-22	573	0
Grainfed 100 Days						
Steers	220-240	0-2 (YG)	A-C	5-22	553	NC
	240-260	0-2 (YG)	A-C	5-22	558	NC
	260-280	0-2 (YG)	A-C	5-22	563	NC
	280-300	0-2 (YG)	A-C	5-22	568	NC
	300-320	0-2 (YG)	A-C	5-22	573	NC
Heifers	220-240	0-2 (YG)	A-C	5-22	548	NC
	240-260	0-2 (YG)	A-C	5-22	553	NC
	260-280	0-2 (YG)	A-C	5-22	558	NC
	280-300	0-2 (YG)	A-C	5-22	563	NC
	300-320	0-2 (YG)	A-C	5-22	568	NC
MSA Grainfed 100 Days						
Steers	220-240	0-2 (YG)	A-C	5-22	559	NC
	240-260	0-2 (YG)	A-C	5-22	567	NC
	260-280	0-2 (YG)	A-C	5-22	572	NC
	280-300	0-2 (YG)	A-C	5-22	574	NC
	300-320	0-2 (YG)	A-C	5-22	576	NC
Heifers	220-240	0-2 (YG)	A-C	5-22	554	NC
	240-260	0-2 (YG)	A-C	5-22	562	NC
	260-280	0-2 (YG)	A-C	5-22	567	NC
	280-300	0-2 (YG)	A-C	5-22	569	NC
	300-320	0-2 (YG)	A-C	5-22	571	NC

Disclaimer:

© MLA 2016. No part of this publication may be reproduced in any form or by any means without prior written permission of MLA. MLA makes no representations and to the extent permitted by law excludes all warranties in relation to the information contained in this publication. MLA is not liable to you or to any third party for any losses, costs or expenses, including any direct, indirect, incidental, consequential, special or exemplary damages or lost profit, resulting from any use or misuse of the information contained in this publication. Information contained in this publication has been obtained from a variety of third party sources which have not been verified by MLA.