

Over the hooks indicator - cattle

Market information provided by MLA's National Livestock Reporting Service

Queensland

report generated on Monday for the week ending 1 Jul 2016

MLA's Queensland over-the-hook (OTH) indicators are weighted averages, derived from grids supplied by approximately 70% of the processing capacity in Queensland on a weekly basis.

What is an indicator?

An indicator is used to assess market trends. Consistent contributors and methodology mean they can accurately be used for this purpose. For cattle, given there is variation across regions and classes, MLA has a range of indicators to best match individual needs. Other non-agricultural examples of indicators include the All Ords or the Brent Crude Oil Index.

How are they calculated?

MLA's Queensland OTH indicators are weighted averages, based on each contributing processing plants annual cattle slaughter. The greater the plant's slaughter, the greater the weighting that plant's prices have upon the indicator - e.g. the prices offered from a plant processing 1,000 head/week will be twice that of a plant processing 500 head/week.

How to apply it?

The indicators should be used as a means of following rises and falls in the market and should not be assumed as the actual price received.

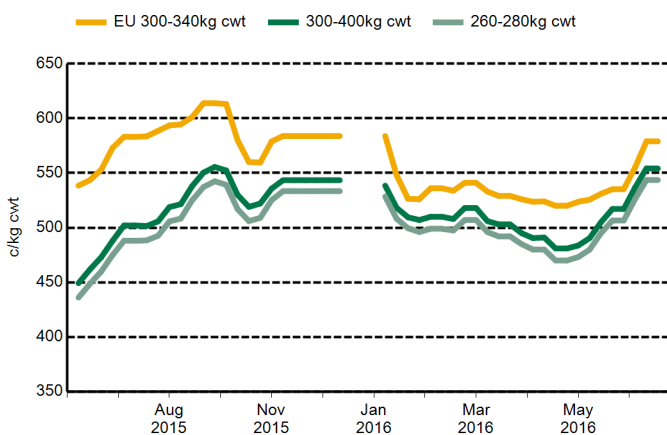
In addition, premiums and discounts to the OTH indicators may include, but are not limited to:

- HGP status
- Breed
- Certified programs (e.g. MSA, PCAS or EU)
- Bruises
- Dentition
- Fat and meat colour
- Weight
- Fat depth
- Butt shape

Some of these discounts and premiums are reflected in the MLA OTH indicators, but many are excluded. Further penalties can apply for incorrect or incomplete documentation, no NLIS tag, and any residue found in the meat deeming the carcass unfit for human consumption. Please consult your local processor for specific grids.

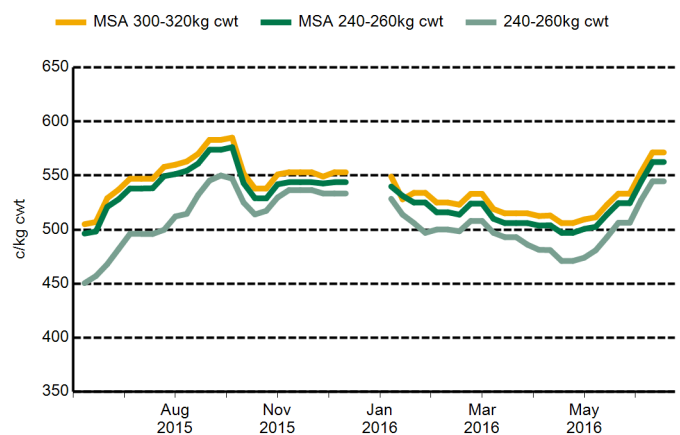
For the full indicator report, please refer to the following pages. To subscribe to the email report, please send a request to marketinfo@mla.com.au.

Grown steers*



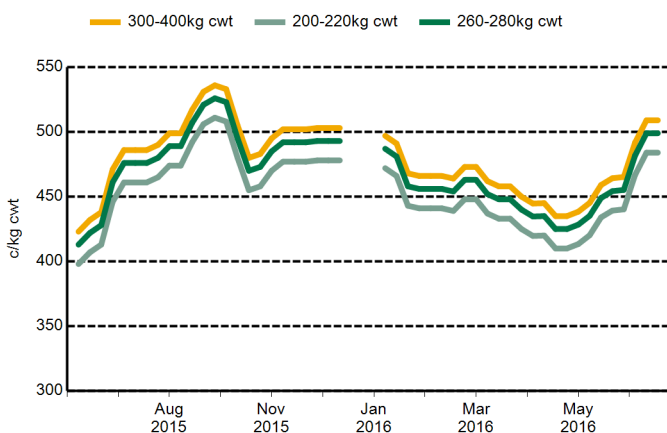
* all quoted indicators have 5-22mm fat, A-C butt shape and 0-4 tooth (YP)

Yearling steers**



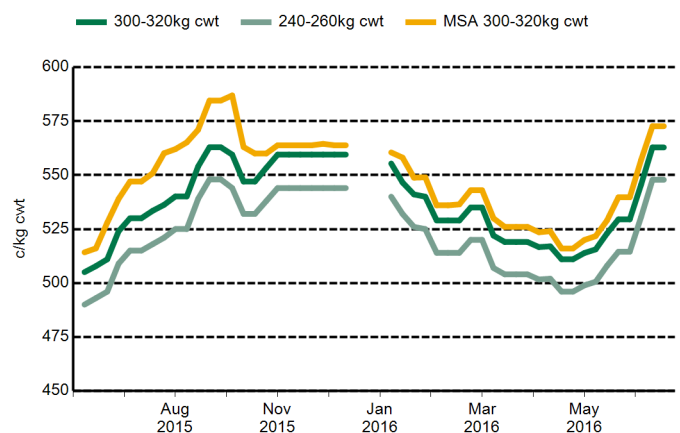
** all quoted indicators have 5-22mm fat, A-C butt shape and 0-2 tooth (YG)

Cows***



*** all quoted indicators have 3-12mm fat, A-D butt shape and 0-8 tooth (C)

100-day grainfed steers****



**** all quoted indicators have 5-22mm fat, A-C butt shape and 0-2 tooth (YG)

Over the hooks indicator - cattle

Market information provided by MLA's National Livestock Reporting Service

Queensland

report date

01 Jul 2016

With showers continuing to have an effect on availability across most regions, Queensland over-the-hook indicators remained firm to slightly dearer across all sections this week. The majority of contributors kept quotes unchanged, with MSA and non-MSA accredited 70 day grainfed lines the exception, improving marginally.

Grade	Weight Range (cwt kg)	Dentition	Muscle Score	Fat (mm)	Average (c/kg cwt)	Trend
-						
Yearlings						
Steers	220-240	0-2 (YG)	A-C	5-22	540	NC
	240-260	0-2 (YG)	A-C	5-22	545	NC
	260-280	0-2 (YG)	A-C	5-22	550	NC
	280-300	0-2 (YG)	A-C	5-22	555	NC
	300-320	0-2 (YG)	A-C	5-22	559	NC
Heifers	220-240	0-2 (YG)	A-C	5-22	534	NC
	240-260	0-2 (YG)	A-C	5-22	539	NC
	260-280	0-2 (YG)	A-C	5-22	544	NC
	280-300	0-2 (YG)	A-C	5-22	549	NC
	300-320	0-2 (YG)	A-C	5-22	554	NC
MSA Yearlings						
Steers	220-240	0-2 (YG)	A-C	5-22	558	NC
	240-260	0-2 (YG)	A-C	5-22	563	NC
	260-280	0-2 (YG)	A-C	5-22	568	NC
	280-300	0-2 (YG)	A-C	5-22	569	NC
	300-320	0-2 (YG)	A-C	5-22	571	NC
Heifers	220-240	0-2 (YG)	A-C	5-22	553	NC
	240-260	0-2 (YG)	A-C	5-22	558	NC
	260-280	0-2 (YG)	A-C	5-22	563	NC
	280-300	0-2 (YG)	A-C	5-22	564	NC
	300-320	0-2 (YG)	A-C	5-22	566	NC
Grown Steers						
EU Steer	300 - 340	0 - 4	A-C	5-22	579	NC
		0-4 (YP)	A-C	5-22	539	NC
		0-6 (PR)	A-C	5-22	534	NC
	260-280	0-8 (S)	A-C	5-22	527	NC
		0-4 (YP)	A-C	5-22	544	NC
		0-6 (PR)	A-C	5-22	539	NC
		0-8 (S)	A-C	5-22	532	NC
		0-4 (YP)	A-C	5-22	549	NC
		0-6 (PR)	A-C	5-22	544	NC
	280-300	0-8 (S)	A-C	5-22	537	NC
		0-4 (YP)	A-C	5-22	554	NC
		0-6 (PR)	A-C	5-22	549	NC
		0-8 (S)	A-C	5-22	543	NC
300-400	0-4 (YP)	A-C	5-22	554	NC	
	0-6 (PR)	A-C	5-22	549	NC	
	0-8 (S)	A-C	5-22	543	NC	

Grade	Weight Range (cwt kg)	Dentition	Muscle Score	Fat (mm)	Average (c/kg cwt)	Trend
Cows						
	180-200	0-8 (C)	A-D	13-22	470	NC
		0-8 (C)	A-D	3-12	475	NC
		0-8 (C)	A-E	0-32	455	NC
	200-220	0-8 (C)	A-D	13-22	479	NC
		0-8 (C)	A-D	3-12	484	NC
		0-8 (C)	A-E	0-32	466	NC
	220-240	0-8 (C)	A-D	13-22	484	NC
		0-8 (C)	A-D	3-12	489	NC
		0-8 (C)	A-E	0-32	474	NC
	240-260	0-8 (C)	A-D	13-22	489	NC
		0-8 (C)	A-D	3-12	494	NC
		0-8 (C)	A-E	0-32	479	NC
	260-280	0-8 (C)	A-D	13-22	494	NC
		0-8 (C)	A-D	3-12	499	NC
		0-8 (C)	A-E	0-32	484	NC
	280-300	0-8 (C)	A-D	13-22	499	NC
		0-8 (C)	A-D	3-12	504	NC
		0-8 (C)	A-E	0-32	489	NC
	300-400	0-8 (C)	A-D	13-22	504	NC
		0-8 (C)	A-D	3-12	509	NC
		0-8 (C)	A-E	0-32	493	NC
Bulls						
	260-280	0-8 (B)	A-E	0-32	472	NC
	280-300	0-8 (B)	A-E	0-32	476	NC
	300-320	0-8 (B)	A-E	0-32	479	NC
	320-440	0-8 (B)	A-E	0-32	485	NC
Grainfed 70 Days						
Steers	220-240	0-2 (YG)	A-C	5-22	548	1
	240-260	0-2 (YG)	A-C	5-22	553	1
	260-280	0-2 (YG)	A-C	5-22	557	1
	280-300	0-2 (YG)	A-C	5-22	561	1
	300-320	0-2 (YG)	A-C	5-22	562	1
Heifers	220-240	0-2 (YG)	A-C	5-22	543	1
	240-260	0-2 (YG)	A-C	5-22	548	1
	260-280	0-2 (YG)	A-C	5-22	552	1
	280-300	0-2 (YG)	A-C	5-22	556	1
	300-320	0-2 (YG)	A-C	5-22	557	1
MSA Grainfed 70 Days						
Steers	220-240	0-2 (YG)	A-C	5-22	557	1
	240-260	0-2 (YG)	A-C	5-22	565	1
	260-280	0-2 (YG)	A-C	5-22	569	1
	280-300	0-2 (YG)	A-C	5-22	571	1
	300-320	0-2 (YG)	A-C	5-22	573	1
Heifers	220-240	0-2 (YG)	A-C	5-22	555	1
	240-260	0-2 (YG)	A-C	5-22	560	1

Grade	Weight Range (cwt kg)	Dentition	Muscle Score	Fat (mm)	Average (c/kg cwt)	Trend
	260-280	0-2 (YG)	A-C	5-22	564	1
	280-300	0-2 (YG)	A-C	5-22	566	1
	300-320	0-2 (YG)	A-C	5-22	568	1
Grainfed 100 Days						
Steers	220-240	0-2 (YG)	A-C	5-22	543	NC
	240-260	0-2 (YG)	A-C	5-22	548	NC
	260-280	0-2 (YG)	A-C	5-22	553	NC
	280-300	0-2 (YG)	A-C	5-22	558	NC
	300-320	0-2 (YG)	A-C	5-22	563	NC
Heifers	220-240	0-2 (YG)	A-C	5-22	538	NC
	240-260	0-2 (YG)	A-C	5-22	543	NC
	260-280	0-2 (YG)	A-C	5-22	548	NC
	280-300	0-2 (YG)	A-C	5-22	553	NC
	300-320	0-2 (YG)	A-C	5-22	558	NC
MSA Grainfed 100 Days						
Steers	220-240	0-2 (YG)	A-C	5-22	556	NC
	240-260	0-2 (YG)	A-C	5-22	564	NC
	260-280	0-2 (YG)	A-C	5-22	569	NC
	280-300	0-2 (YG)	A-C	5-22	571	NC
	300-320	0-2 (YG)	A-C	5-22	573	NC
Heifers	220-240	0-2 (YG)	A-C	5-22	551	NC
	240-260	0-2 (YG)	A-C	5-22	559	NC
	260-280	0-2 (YG)	A-C	5-22	564	NC
	280-300	0-2 (YG)	A-C	5-22	566	NC
	300-320	0-2 (YG)	A-C	5-22	568	NC

Disclaimer:

© MLA 2016. No part of this publication may be reproduced in any form or by any means without prior written permission of MLA. MLA makes no representations and to the extent permitted by law excludes all warranties in relation to the information contained in this publication. MLA is not liable to you or to any third party for any losses, costs or expenses, including any direct, indirect, incidental, consequential, special or exemplary damages or lost profit, resulting from any use or misuse of the information contained in this publication. Information contained in this publication has been obtained from a variety of third party sources which have not been verified by MLA.