

Over the hooks indicator - cattle

Market information provided by MLA's National Livestock Reporting Service

Queensland

report generated on Monday for the week ending 23 Sep 2016

MLA's Queensland over-the-hook (OTH) indicators are weighted averages, derived from grids supplied by approximately 70% of the processing capacity in Queensland on a weekly basis.

What is an indicator?

An indicator is used to assess market trends. Consistent contributors and methodology mean they can accurately be used for this purpose. For cattle, given there is variation across regions and classes, MLA has a range of indicators to best match individual needs. Other non-agricultural examples of indicators include the All Ords or the Brent Crude Oil Index.

How are they calculated?

MLA's Queensland OTH indicators are weighted averages, based on each contributing processing plants annual cattle slaughter. The greater the plant's slaughter, the greater the weighting that plant's prices have upon the indicator - e.g. the prices offered from a plant processing 1,000 head/week will be twice that of a plant processing 500 head/week.

How to apply it?

The indicators should be used as a means of following rises and falls in the market and should not be assumed as the actual price received.

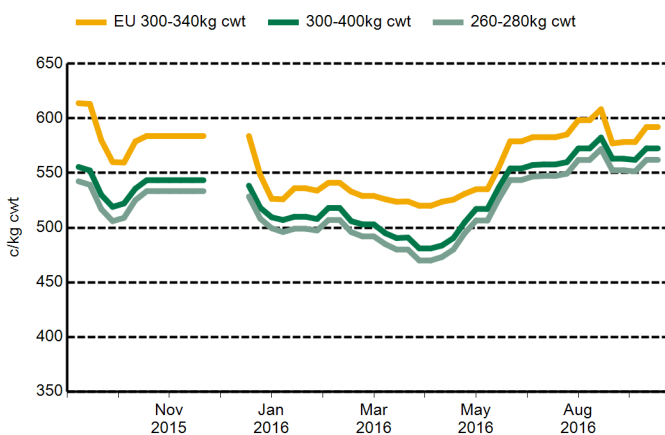
In addition, premiums and discounts to the OTH indicators may include, but are not limited to:

- HGP status
- Breed
- Certified programs (e.g. MSA, PCAS or EU)
- Bruises
- Dentition
- Fat and meat colour
- Weight
- Fat depth
- Butt shape

Some of these discounts and premiums are reflected in the MLA OTH indicators, but many are excluded. Further penalties can apply for incorrect or incomplete documentation, no NLIS tag, and any residue found in the meat deeming the carcass unfit for human consumption. Please consult your local processor for specific grids.

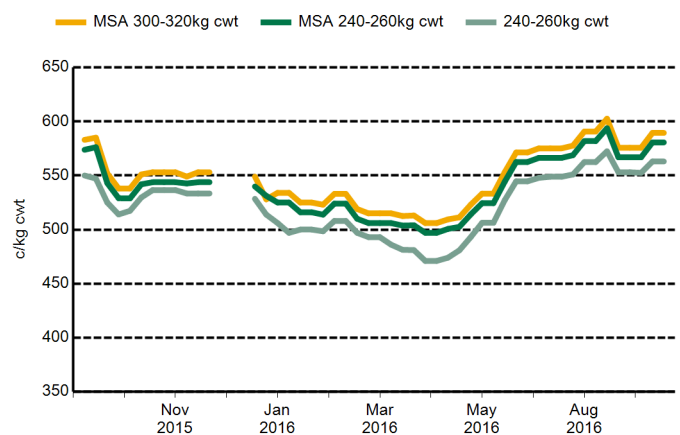
For the full indicator report, please refer to the following pages. To subscribe to the email report, please send a request to marketinfo@mla.com.au.

Grown steers*



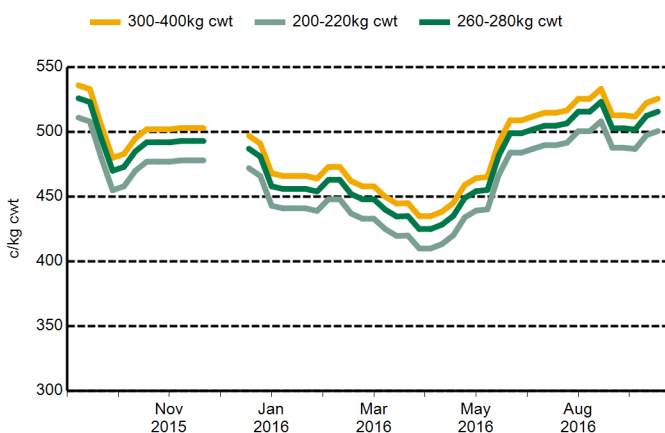
* all quoted indicators have 5-22mm fat, A-C butt shape and 0-4 tooth (YP)

Yearling steers**



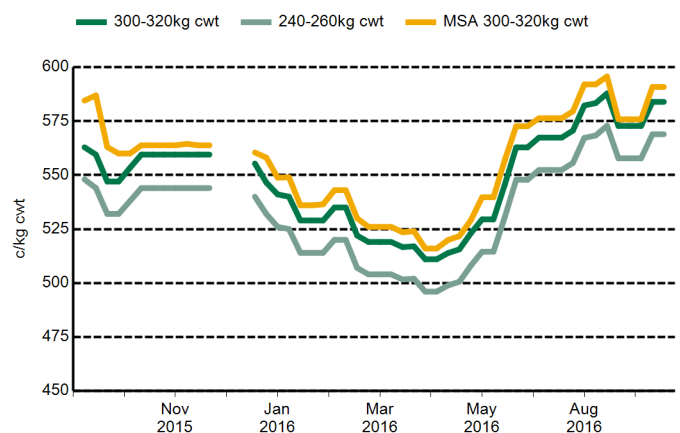
** all quoted indicators have 5-22mm fat, A-C butt shape and 0-2 tooth (YG)

Cows***



*** all quoted indicators have 3-12mm fat, A-D butt shape and 0-8 tooth (C)

100-day grainfed steers****



**** all quoted indicators have 5-22mm fat, A-C butt shape and 0-2 tooth (YG)

Over the hooks indicator - cattle

Market information provided by MLA's National Livestock Reporting Service

Queensland

report date

23 Sep 2016

Continued showers across major supply regions saw the Queensland over-the-hook indicators remain mostly unchanged this week - following a dearer trend recorded the week prior. Most contributors held quotes firm, with cow categories the exception however - averaging 3c/kg cwt dearer overall.

Grade	Weight Range (cwt kg)	Dentition	Muscle Score	Fat (mm)	Average (c/kg cwt)	Trend
-						
Yearlings						
Steers	220-240	0-2 (YG)	A-C	5-22	558	NC
	240-260	0-2 (YG)	A-C	5-22	563	NC
	260-280	0-2 (YG)	A-C	5-22	568	NC
	280-300	0-2 (YG)	A-C	5-22	573	NC
	300-320	0-2 (YG)	A-C	5-22	578	NC
Heifers	220-240	0-2 (YG)	A-C	5-22	553	NC
	240-260	0-2 (YG)	A-C	5-22	558	NC
	260-280	0-2 (YG)	A-C	5-22	563	NC
	280-300	0-2 (YG)	A-C	5-22	568	NC
	300-320	0-2 (YG)	A-C	5-22	572	NC
MSA Yearlings						
Steers	220-240	0-2 (YG)	A-C	5-22	576	NC
	240-260	0-2 (YG)	A-C	5-22	581	NC
	260-280	0-2 (YG)	A-C	5-22	586	NC
	280-300	0-2 (YG)	A-C	5-22	588	NC
	300-320	0-2 (YG)	A-C	5-22	589	NC
Heifers	220-240	0-2 (YG)	A-C	5-22	571	NC
	240-260	0-2 (YG)	A-C	5-22	576	NC
	260-280	0-2 (YG)	A-C	5-22	581	NC
	280-300	0-2 (YG)	A-C	5-22	583	NC
	300-320	0-2 (YG)	A-C	5-22	584	NC
Grown Steers						
EU Steer	300 - 340	0 - 4	A-C	5-22	592	NC
		0-4 (YP)	A-C	5-22	557	NC
		0-6 (PR)	A-C	5-22	552	NC
	260-280	0-8 (S)	A-C	5-22	545	NC
		0-4 (YP)	A-C	5-22	562	NC
		0-6 (PR)	A-C	5-22	557	NC
	280-300	0-8 (S)	A-C	5-22	550	NC
		0-4 (YP)	A-C	5-22	567	NC
		0-6 (PR)	A-C	5-22	562	NC
	300-400	0-8 (S)	A-C	5-22	555	NC
		0-4 (YP)	A-C	5-22	573	NC
		0-6 (PR)	A-C	5-22	568	NC
			0-8 (S)	A-C	5-22	561

Grade	Weight Range (cwt kg)	Dentition	Muscle Score	Fat (mm)	Average (c/kg cwt)	Trend
Cows						
	180-200	0-8 (C)	A-D	13-22	486	3
		0-8 (C)	A-D	3-12	491	3
		0-8 (C)	A-E	0-32	471	3
	200-220	0-8 (C)	A-D	13-22	495	3
		0-8 (C)	A-D	3-12	501	3
		0-8 (C)	A-E	0-32	483	3
	220-240	0-8 (C)	A-D	13-22	500	3
		0-8 (C)	A-D	3-12	505	3
		0-8 (C)	A-E	0-32	490	3
	240-260	0-8 (C)	A-D	13-22	506	3
		0-8 (C)	A-D	3-12	511	3
		0-8 (C)	A-E	0-32	495	3
	260-280	0-8 (C)	A-D	13-22	510	3
		0-8 (C)	A-D	3-12	516	3
		0-8 (C)	A-E	0-32	500	3
	280-300	0-8 (C)	A-D	13-22	515	3
		0-8 (C)	A-D	3-12	521	3
		0-8 (C)	A-E	0-32	505	3
	300-400	0-8 (C)	A-D	13-22	520	3
		0-8 (C)	A-D	3-12	526	3
		0-8 (C)	A-E	0-32	510	3
Bulls						
	260-280	0-8 (B)	A-E	0-32	472	NC
	280-300	0-8 (B)	A-E	0-32	476	NC
	300-320	0-8 (B)	A-E	0-32	479	NC
	320-440	0-8 (B)	A-E	0-32	484	NC
Grainfed 70 Days						
Steers	220-240	0-2 (YG)	A-C	5-22	568	NC
	240-260	0-2 (YG)	A-C	5-22	572	NC
	260-280	0-2 (YG)	A-C	5-22	577	NC
	280-300	0-2 (YG)	A-C	5-22	580	NC
	300-320	0-2 (YG)	A-C	5-22	581	NC
Heifers	220-240	0-2 (YG)	A-C	5-22	563	NC
	240-260	0-2 (YG)	A-C	5-22	567	NC
	260-280	0-2 (YG)	A-C	5-22	572	NC
	280-300	0-2 (YG)	A-C	5-22	575	NC
	300-320	0-2 (YG)	A-C	5-22	576	NC
MSA Grainfed 70 Days						
Steers	220-240	0-2 (YG)	A-C	5-22	577	NC
	240-260	0-2 (YG)	A-C	5-22	585	NC
	260-280	0-2 (YG)	A-C	5-22	589	NC
	280-300	0-2 (YG)	A-C	5-22	591	NC
	300-320	0-2 (YG)	A-C	5-22	593	NC
Heifers	220-240	0-2 (YG)	A-C	5-22	575	NC
	240-260	0-2 (YG)	A-C	5-22	580	NC

Grade	Weight Range (cwt kg)	Dentition	Muscle Score	Fat (mm)	Average (c/kg cwt)	Trend
	260-280	0-2 (YG)	A-C	5-22	584	NC
	280-300	0-2 (YG)	A-C	5-22	586	NC
	300-320	0-2 (YG)	A-C	5-22	588	NC
Grainfed 100 Days						
Steers	220-240	0-2 (YG)	A-C	5-22	564	NC
	240-260	0-2 (YG)	A-C	5-22	569	NC
	260-280	0-2 (YG)	A-C	5-22	574	NC
	280-300	0-2 (YG)	A-C	5-22	579	NC
	300-320	0-2 (YG)	A-C	5-22	584	NC
Heifers	220-240	0-2 (YG)	A-C	5-22	559	NC
	240-260	0-2 (YG)	A-C	5-22	564	NC
	260-280	0-2 (YG)	A-C	5-22	569	NC
	280-300	0-2 (YG)	A-C	5-22	574	NC
	300-320	0-2 (YG)	A-C	5-22	579	NC
MSA Grainfed 100 Days						
Steers	220-240	0-2 (YG)	A-C	5-22	574	NC
	240-260	0-2 (YG)	A-C	5-22	582	NC
	260-280	0-2 (YG)	A-C	5-22	587	NC
	280-300	0-2 (YG)	A-C	5-22	589	NC
	300-320	0-2 (YG)	A-C	5-22	591	NC
Heifers	220-240	0-2 (YG)	A-C	5-22	569	NC
	240-260	0-2 (YG)	A-C	5-22	577	NC
	260-280	0-2 (YG)	A-C	5-22	582	NC
	280-300	0-2 (YG)	A-C	5-22	584	NC
	300-320	0-2 (YG)	A-C	5-22	586	NC

Disclaimer:

© MLA 2016. No part of this publication may be reproduced in any form or by any means without prior written permission of MLA. MLA makes no representations and to the extent permitted by law excludes all warranties in relation to the information contained in this publication. MLA is not liable to you or to any third party for any losses, costs or expenses, including any direct, indirect, incidental, consequential, special or exemplary damages or lost profit, resulting from any use or misuse of the information contained in this publication. Information contained in this publication has been obtained from a variety of third party sources which have not been verified by MLA.