

Over the hooks indicator - cattle

Market information provided by MLA's National Livestock Reporting Service

Queensland

report generated on Monday for the week ending 17 Jun 2016

MLA's Queensland over-the-hook (OTH) indicators are weighted averages, derived from grids supplied by approximately 70% of the processing capacity in Queensland on a weekly basis.

What is an indicator?

An indicator is used to assess market trends. Consistent contributors and methodology mean they can accurately be used for this purpose. For cattle, given there is variation across regions and classes, MLA has a range of indicators to best match individual needs. Other non-agricultural examples of indicators include the All Ords or the Brent Crude Oil Index.

How are they calculated?

MLA's Queensland OTH indicators are weighted averages, based on each contributing processing plants annual cattle slaughter. The greater the plant's slaughter, the greater the weighting that plant's prices have upon the indicator - e.g. the prices offered from a plant processing 1,000 head/week will be twice that of a plant processing 500 head/week.

How to apply it?

The indicators should be used as a means of following rises and falls in the market and should not be assumed as the actual price received.

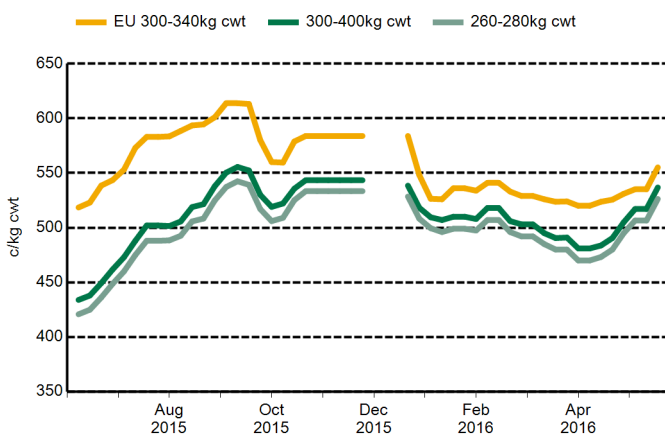
In addition, premiums and discounts to the OTH indicators may include, but are not limited to:

- HGP status
- Breed
- Certified programs (e.g. MSA, PCAS or EU)
- Bruises
- Dentition
- Fat and meat colour
- Weight
- Fat depth
- Butt shape

Some of these discounts and premiums are reflected in the MLA OTH indicators, but many are excluded. Further penalties can apply for incorrect or incomplete documentation, no NLIS tag, and any residue found in the meat deeming the carcass unfit for human consumption. Please consult your local processor for specific grids.

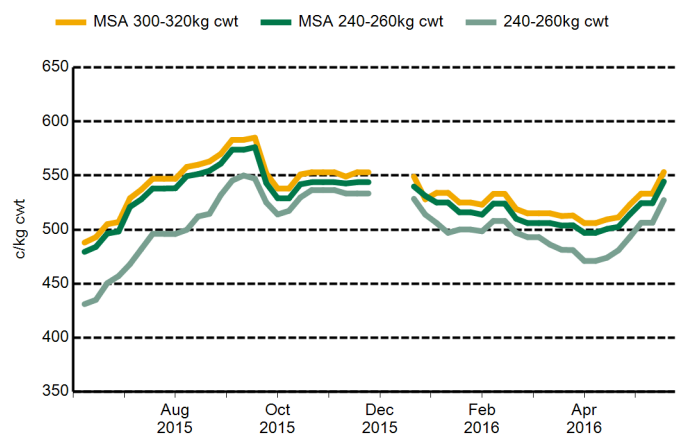
For the full indicator report, please refer to the following pages. To subscribe to the email report, please send a request to marketinfo@mla.com.au.

Grown steers*



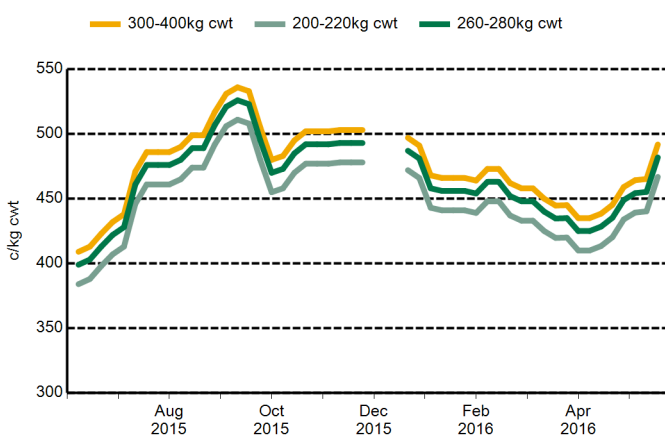
* all quoted indicators have 5-22mm fat, A-C butt shape and 0-4 tooth (YP)

Yearling steers**



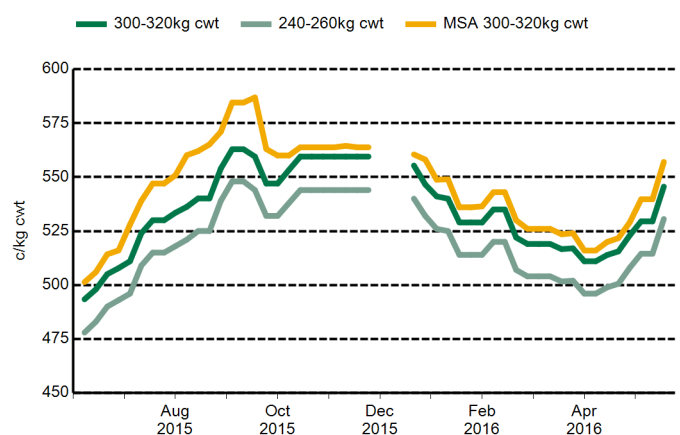
** all quoted indicators have 5-22mm fat, A-C butt shape and 0-2 tooth (YG)

Cows***



*** all quoted indicators have 3-12mm fat, A-D butt shape and 0-8 tooth (C)

100-day grainfed steers****



**** all quoted indicators have 5-22mm fat, A-C butt shape and 0-2 tooth (YG)

Over the hooks report - cattle

Market information provided by MLA's National Livestock Reporting Service

Queensland

report date

17 Jun 2016

Recent rain compounded the already tight supply of cattle, and the Queensland over-the-hook indicators recorded the single largest increase so far this year, with most lifting about 20¢/kg cwt week-on-week. Some grids lifted in excess of 20¢/kg cwt on certain lines and most adjustments were made last week. Similar trends were recorded across NSW.

Grade	Weight Range (cwt kg)	Dentition	Muscle Score	Fat Score	Low Price (c/kg cwt)	High Price (c/kg cwt)	Average (c/kg cwt)	Trend	
-									
Yearlings									
Steers	220-240	0-2 (YG)	A-C	5-22	505	530	522	21	
	240-260	0-2 (YG)	A-C	5-22	510	535	527	21	
	260-280	0-2 (YG)	A-C	5-22	515	540	532	21	
	280-300	0-2 (YG)	A-C	5-22	520	545	537	21	
	300-320	0-2 (YG)	A-C	5-22	520	550	542	21	
Heifers	220-240	0-2 (YG)	A-C	5-22	500	520	517	21	
	240-260	0-2 (YG)	A-C	5-22	505	525	522	21	
	260-280	0-2 (YG)	A-C	5-22	510	530	527	21	
	280-300	0-2 (YG)	A-C	5-22	515	535	532	21	
	300-320	0-2 (YG)	A-C	5-22	515	540	536	21	
MSA Yearlings									
Steers	220-240	0-2 (YG)	A-C	5-22	535	545	539	20	
	240-260	0-2 (YG)	A-C	5-22	540	550	544	20	
	260-280	0-2 (YG)	A-C	5-22	545	555	549	20	
	280-300	0-2 (YG)	A-C	5-22	550	560	551	20	
	300-320	0-2 (YG)	A-C	5-22	550	565	553	20	
Heifers	220-240	0-2 (YG)	A-C	5-22	530	540	534	20	
	240-260	0-2 (YG)	A-C	5-22	535	545	539	20	
	260-280	0-2 (YG)	A-C	5-22	540	550	544	20	
	280-300	0-2 (YG)	A-C	5-22	545	555	546	20	
	300-320	0-2 (YG)	A-C	5-22	545	560	548	20	
Grown Steers									
EU Steer	300 - 340	0 - 4	A-C	5-22	550	570	555	20	
		240-260	0-4 (YP)	A-C	5-22	505	525	521	20
			0-6 (PR)	A-C	5-22	500	520	516	20
	260-280	0-8 (S)	A-C	5-22	495	515	510	20	
		0-4 (YP)	A-C	5-22	510	530	526	20	
		0-6 (PR)	A-C	5-22	505	525	521	20	
	280-300	0-8 (S)	A-C	5-22	500	520	515	20	
		0-4 (YP)	A-C	5-22	515	535	531	20	
		0-6 (PR)	A-C	5-22	510	530	526	20	
	300-400	0-8 (S)	A-C	5-22	505	525	520	20	
		0-4 (YP)	A-C	5-22	520	540	537	20	
		0-6 (PR)	A-C	5-22	515	535	532	20	
			0-8 (S)	A-C	5-22	510	530	525	20

Grade	Weight Range (cwt kg)	Dentition	Muscle Score	Fat Score	Low Price (c/kg cwt)	High Price (c/kg cwt)	Average (c/kg cwt)	Trend
Cows								
	180-200	0-8 (C)	A-D	13-22	425	460	452	27
		0-8 (C)	A-D	3-12	435	465	458	27
		0-8 (C)	A-E	0-32	415	445	438	27
	200-220	0-8 (C)	A-D	13-22	455	465	462	27
		0-8 (C)	A-D	3-12	455	470	467	27
		0-8 (C)	A-E	0-32	445	455	449	27
	220-240	0-8 (C)	A-D	13-22	455	470	466	27
		0-8 (C)	A-D	3-12	455	475	472	27
		0-8 (C)	A-E	0-32	450	460	457	27
	240-260	0-8 (C)	A-D	13-22	465	475	472	27
		0-8 (C)	A-D	3-12	470	480	477	27
		0-8 (C)	A-E	0-32	455	465	462	27
	260-280	0-8 (C)	A-D	13-22	470	480	477	27
		0-8 (C)	A-D	3-12	470	485	482	27
		0-8 (C)	A-E	0-32	460	470	467	27
	280-300	0-8 (C)	A-D	13-22	475	485	482	27
		0-8 (C)	A-D	3-12	475	490	487	27
		0-8 (C)	A-E	0-32	465	475	472	27
	300-400	0-8 (C)	A-D	13-22	480	490	487	27
		0-8 (C)	A-D	3-12	480	495	492	27
		0-8 (C)	A-E	0-32	460	480	476	27
Bulls								
	260-280	0-8 (B)	A-E	0-32	395	470	455	21
	280-300	0-8 (B)	A-E	0-32	405	475	459	21
	300-320	0-8 (B)	A-E	0-32	410	480	462	21
	320-440	0-8 (B)	A-E	0-32	410	480	467	21
Grainfed 70 Days								
Steers	220-240	0-2 (YG)	A-C	5-22	515	560	526	19
	240-260	0-2 (YG)	A-C	5-22	520	560	531	19
	260-280	0-2 (YG)	A-C	5-22	525	560	535	19
	280-300	0-2 (YG)	A-C	5-22	530	550	539	19
	300-320	0-2 (YG)	A-C	5-22	535	545	540	19
Heifers	220-240	0-2 (YG)	A-C	5-22	510	555	521	19
	240-260	0-2 (YG)	A-C	5-22	515	555	526	19
	260-280	0-2 (YG)	A-C	5-22	520	555	530	19
	280-300	0-2 (YG)	A-C	5-22	525	545	534	19
	300-320	0-2 (YG)	A-C	5-22	530	540	535	19
MSA Grainfed 70 Days								
Steers	220-240	0-2 (YG)	A-C	5-22	535	575	541	19
	240-260	0-2 (YG)	A-C	5-22	540	575	549	19
	260-280	0-2 (YG)	A-C	5-22	545	575	554	19
	280-300	0-2 (YG)	A-C	5-22	550	570	555	19
	300-320	0-2 (YG)	A-C	5-22	555	570	557	19
Heifers	220-240	0-2 (YG)	A-C	5-22	530	570	539	19
	240-260	0-2 (YG)	A-C	5-22	535	570	544	19

Grade	Weight Range (cwt kg)	Dentition	Muscle Score	Fat Score	Low Price (c/kg cwt)	High Price (c/kg cwt)	Average (c/kg cwt)	Trend
	260-280	0-2 (YG)	A-C	5-22	540	570	549	19
	280-300	0-2 (YG)	A-C	5-22	545	565	550	19
	300-320	0-2 (YG)	A-C	5-22	550	565	552	19
Grainfed 100 Days								
Steers	220-240	0-2 (YG)	A-C	5-22	510	530	526	16
	240-260	0-2 (YG)	A-C	5-22	515	535	531	16
	260-280	0-2 (YG)	A-C	5-22	520	540	536	16
	280-300	0-2 (YG)	A-C	5-22	525	545	541	16
	300-320	0-2 (YG)	A-C	5-22	530	550	546	16
Heifers	220-240	0-2 (YG)	A-C	5-22	505	525	521	16
	240-260	0-2 (YG)	A-C	5-22	510	530	526	16
	260-280	0-2 (YG)	A-C	5-22	515	535	531	16
	280-300	0-2 (YG)	A-C	5-22	520	540	536	16
	300-320	0-2 (YG)	A-C	5-22	525	545	541	16
MSA Grainfed 100 Days								
Steers	220-240	0-2 (YG)	A-C	5-22	510	550	540	17
	240-260	0-2 (YG)	A-C	5-22	520	555	548	17
	260-280	0-2 (YG)	A-C	5-22	525	560	553	17
	280-300	0-2 (YG)	A-C	5-22	530	565	555	17
	300-320	0-2 (YG)	A-C	5-22	530	570	557	17
Heifers	220-240	0-2 (YG)	A-C	5-22	510	545	535	17
	240-260	0-2 (YG)	A-C	5-22	515	550	543	17
	260-280	0-2 (YG)	A-C	5-22	520	555	548	17
	280-300	0-2 (YG)	A-C	5-22	525	560	550	17
	300-320	0-2 (YG)	A-C	5-22	525	565	552	17

Disclaimer:

© MLA 2016. No part of this publication may be reproduced in any form or by any means without prior written permission of MLA. MLA makes no representations and to the extent permitted by law excludes all warranties in relation to the information contained in this publication. MLA is not liable to you or to any third party for any losses, costs or expenses, including any direct, indirect, incidental, consequential, special or exemplary damages or lost profit, resulting from any use or misuse of the information contained in this publication. Information contained in this publication has been obtained from a variety of third party sources which have not been verified by MLA.